

Common Feedback Platform - CFP

About the Common Feedback Platform

The Common Feedback Platform (CFP) is a joint inter-agency report that consolidates community feedback from the Cox's Bazar Rohingya response in Bangladesh. Through Complaints and Feedback Mechanisms (CFMs), affected communities share challenges regarding programs and services, and the anonymized data is compiled monthly. The CFP supports Accountability to Affected Populations (MP) and informs programming by improving complaint management through harmonized referral standards, developed with key actors and updated to remain relevant. Site Management (SM) agencies and partners refer data to sectors and service providers. CFP reports reflect data from specific CFMs and may not represent the overall needs or satisfaction of Rohingya in camps. More tickets in a location may indicate better CFM coverage, trust, or larger population, not necessarily greater needs.

IOM Methodology and Definitions:

Methodology: The CFM ([Zite Manager](#)) adheres to the principle that communities can access one CFM to share all types of concerns (regardless of sector or actor), and that feedback loops are always closed. Thus, every ticket that is received is referred to the appropriate service provider to respond to the issue within 60 days (otherwise it expires and the complainant is informed that the partner failed to answer in time). The CFM then goes back and replies to the affected person, regardless of outcome.

Feedback is collected through trained enumerators (gender-balanced Bangladeshi staff and Rohingya volunteers) at static desks or through mobile teams who conduct regular outreach at the block level to ensure access to vulnerable persons. Each piece of feedback is submitted through a mobile phone application that generates a "ticket" with a unique tracking number. If referable, tickets are referred through Site Management via the camp Sector Focal Point system, who coordinate with their partners and relevant organizations to resolve issues. Beneficiaries then receive replies to their issues after an update is available.

Consent to share personal information with organizations responsible for a response is always confirmed. CFMs close the feedback loop by providing a reply directly to the person who complained either by conducting a home visit or placing a phone call. *Personal data is only used in referrals and shared with relevant parties when needed; it is not analyzed or included in any outputs.*

Definitions

- **Ticket:** A piece of community feedback generated so beneficiaries can ask questions, report complaints, share feedback, and request assistance through referral, action, and response.

- **Closed on the Spot (CoS):** When a ticket initially received can be answered immediately (positively or negatively) at the time of submission. This information is recorded but *not* referred. The following types of tickets are CoS:

- **If the ticket can be resolved without referral.**

- **If the ticket is an emergency or sensitive issues.** The CFM will inform the responsible actor and appropriate staff to urgently respond to the matter by referring in person at the time of complaint. A ticket general ticket type will be recorded, *but no personal data or case details are collected (age and gender is "not specified")*.

- **If the ticket is not referable because of the nature of the request.** Depending on the capacity and processes of responding actors, some tickets cannot be received by the service provider. Therefore, a pre-determined message is shared with the complainant to explain why. All sectors and organizations were consulted to identify these ticket types.

- **Resolved/Unresolved:** When the complainant is given the opportunity to share their opinion on the response given. As part of the reply process to close a ticket, the person who made the complaint is asked if they consider the issue to be resolved. Regardless, the feedback loop is considered closed once beneficiaries receive an update and report their satisfaction. Resolution rate is not currently visualized or calculated in the CFP reports (contact IOM directly to receive this data).

UNCHR Methodology and Definitions:

Methodology: The ticket management process is done according to the type of query:

o **Complaints** trigger an automatic referral within the system. The ticket is directed to the appropriate focal point depending on the nature of the complaint (SEA, complaint against staff/partner or report of refugee fraud) for assessment and action in line with the relevant SOPs.

o **Feedback:** These inquiries are automatically closed in the system upon receipt, once the Intake form is submitted, if they typically do not require further action beyond acknowledgment and recording the feedback from individuals. However, for negative feedback, the data is analyzed and shared with the focal persons on a monthly basis.

o **Request for information:** These enquiries are automatically closed in the system after the provision of the requested information found in the library of Frequently Asked Questions (FAQs). If the information is not available in the FAQs, these queries are recorded as a request for humanitarian assistance or for protection intervention depending on their nature.

o **Requests for Humanitarian Services:** These queries trigger an automatic referral within the system. The ticket is directed to the relevant focal point depending on the sector and the nature of the query for assessment and action. The ticket can only be closed after action has been taken according to the CAIPP SOPs for that sector.

o **Requests for Protection interventions:** These queries trigger an automatic referral within the system. The ticket is directed to the appropriate Protection focal point to take action. Once action has been taken, the ticket is closed in line with CAIPP SOPs. Some actions may require case management, in which case the ticket is closed in CAIPP, and case management is recorded in proGres (not CAIPP).

This structured approach ensures that each query is processed efficiently, and appropriate action is taken by the relevant focal point before the ticket is closed.

Definitions

A ticket is considered closed when action has been taken i.e. when requests for information have been effectively answered and information provided; and for complaints, requests for assistance or other queries when these have been effectively followed up on by the focal point in charge, as per the relevant sectoral SOPs. The closure of a ticket is different from the resolution of a case in the context of case management, which may take place at a later stage.

Types of queries:

o **Complaints:** Concerns raised by refugees regarding service delivery or grievances, typically seeking a resolution or correction. Complaints can involve significant concerns such as safety, health, and well-being. They arise when there is a perceived failure to deliver promised aid, breaches of rights, or unethical behavior by staff or volunteers, requiring immediate attention.

o **Feedback:** General comments on services or operations that provide insights or observations to help improve the effectiveness, efficiency, or appropriateness of humanitarian interventions. Typically constructive, feedback can range from appreciative to critical. It focuses less on immediate rectification and more on long-term improvement, not always requiring immediate action.

o **Request for Humanitarian Service:** Requests for specific assistance such as food, shelter, WASH or medical aid and others.

o **Request for Information:** Inquiries seeking details about services, processes, or rights.

o **Request for Protection Interventions:** Requests related to the provision of protection services such as legal aid or interventions to protect from and/or respond to harm.

Common Feedback Platform - CFP

Monthly Camp Cumulative Report | May 2025 - April 2026

Cumulative Data for May 2025 - Apr 2026
390,128 tickets received across 34 sites
194,127 tickets closed on the spot
196,001 tickets referred by 6 actors
249,671 responses given by relevant actors

**Responses can be given within the same month or at a later date which might make the responses given higher than the referred tickets.*

Sector	May	June	July	August	September	October	November	December	January	February	March	April	Grand Total
Education	37	65	41	75	65	82	57	53	36	25	34	102	672
Energy & Environment	2,089	2,009	4,034	1,988	2,931	3,582	5,379	4,661	3,292	3,859	3,407	2,922	40,153
Food Security	1,074	1,340	760	780	664	663	700	622	846	589	912	2,283	11,233
Health	649	738	741	1,085	1,139	1,372	1,468	970	565	650	786	1,550	11,713
ID Documents	562	399	496	438	486	495	506	346	503	403	378	278	5,290
Livelihood	153	182	139	153	211	377	393	600	228	231	353	564	3,584
Nutrition	3	7	4	9	19	26	7	3	2	2	1	4	87
Protection	2,686	2,592	4,319	4,254	4,414	4,757	3,326	2,808	1,599	1,403	2,465	21,826	56,449
Shelter & NFI	13,754	16,310	14,352	13,551	14,114	11,005	7,160	4,973	8,352	8,748	10,672	23,180	146,171
Site Development	5,455	6,149	6,363	5,889	4,975	5,416	4,316	3,209	4,249	3,587	5,050	5,154	59,812
Site Management	3,981	3,810	1,996	3,002	2,409	5,720	6,637	2,315	1,995	2,342	2,459	2,459	38,607
WASH	1,278	1,111	1,409	1,417	1,241	1,441	1,557	1,155	1,142	1,391	1,480	1,735	16,357

	May	June	July	August	September	October	November	December	January	February	March	April	Grand Total
Total Received	31,721	34,712	34,654	32,641	32,668	31,157	31,506	25,120	23,129	22,883	27,880	62,057	390,128
Total Closed on the Spot	12,539	15,804	12,851	16,070	16,577	15,371	17,272	14,580	11,855	11,531	12,837	36,840	194,127
Total Referred	19,182	18,908	21,803	16,571	16,091	15,786	14,234	10,540	11,274	11,352	15,043	25,217	196,001
Total Replies	16,384	22,160	19,516	23,246	20,368	21,033	20,253	17,163	13,135	14,661	17,804	43,948	249,671

Ticket Description	Female	Male	Other	Not Specified
Damage to shelter - Shelter damaged over time	21,654	30,147	3	1
Damage to shelter - Shelter damaged by weather	12,282	20,090	1	2
Pathway - Damaged, broken, or needs improvement	5,716	9,157	1	
Slope Protection (erosion) - Requested	5,364	6,628	3	
Slope Protection (erosion) - Damaged, broken, or needs improvement	3,965	7,749		
Cash for Work - Has not been selected for CFW in long time	3,146	7,916	5	
LPG Gas - Not enough for family	3,025	6,567		
NFI - Request additional materials	1,906	5,717	2	
Shelter Materials - Request additional materials	2,262	5,013	4	
Shelter Materials - Missed Distribution	2,556	3,507		
Cash for Work - Requested CFW	1,518	4,495	4	
Cash for Work - Has not been enrolled	747	1,969	1	
Cooking Stove - Broken or not working	371	1,429		
SMART Card & Family Attestation - Add New Born	475	1,231		

	HCR																	IOM										Grand Total							
	Camp 01E	Camp 01W	Camp 02E	Camp 02W	Camp 03	Camp 04	Camp 04 Ext.	Camp 05	Camp 06	Camp 07	Camp 17	Camp 21	Camp 26	Camp 27	Kutupal ong RC	Nayapa ra RC	Transit Center	Camp 08E	Camp 08W	Camp 09	Camp 10	Camp 11	Camp 12	Camp 13	Camp 14	Camp 15	Camp 16		Camp 18	Camp 19	Camp 20	Camp 20 Ext	Camp 22	Camp 24	Camp 25
Total Received	15,545	18,352	9,235	8,420	8,806	18,317	4,292	10,260	12,166	17,101	10,606	10,039	15,535	15,846	7,547	12,298	2,106	8,224	12,129	10,257	9,892	10,548	11,286	9,628	11,924	14,915	10,788	12,105	9,919	8,361	7,458	23,164	12,970	10,089	390,128
Total Closed on the Spot	3,730	3,825	1,238	1,349	4,950	11,023	2,181	5,271	5,204	1,971	6,374	3,802	3,702	4,569	2,649	5,083	1,518	3,383	7,543	6,678	4,948	5,366	6,005	2,750	9,755	10,314	7,168	8,858	5,709	6,028	4,621	19,595	8,455	8,512	194,127
Total Referred	11,815	14,527	7,997	7,071	3,856	7,294	2,111	4,989	6,962	15,130	4,232	6,237	11,833	11,277	4,898	7,215	588	4,841	4,586	3,579	4,944	5,182	5,281	6,878	2,169	4,601	3,620	3,247	4,210	2,333	2,837	3,569	4,515	1,577	196,001
Total Replies	6,390	8,872	2,268	3,764	5,535	14,085	2,650	5,793	7,208	5,206	6,990	5,857	10,726	11,949	4,266	7,428	1,650	8,237	10,633	7,849	9,734	8,953	10,333	9,609	5,198	11,985	9,107	8,649	6,274	4,457	3,644	8,813	9,612	5,947	249,671

Common Feedback Platform - CFP

Monthly Overview | April 2026

Summary for April 2026

62,057 tickets received across **34** sites

36,840 tickets closed on the spot*

25,217 tickets referred to relevant actors

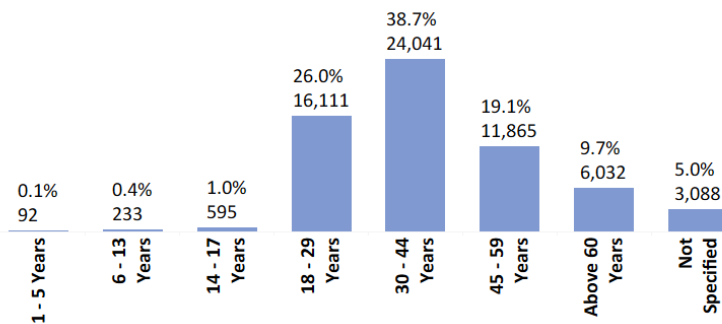
43,948 responses given by relevant actors

*Tickets closed on the spot are not referred because they are resolved at the time of submission, sensitive, or not referable (see Methodology section at end of report).

*Receiving more tickets in a location or for a sector does not necessarily mean that there are more needs there; rather, it might imply that there is more CFP coverage, trust in the system, or larger population where tickets are received.

*Responses can be given within the same month or at a later date which might make the responses given higher than the referred tickets.

Tickets Received this Month by Age of Beneficiary



Top Open Tickets this Month

Ticket Description	Female	Male	Other	Not Specified
Damage to shelter - Shelter damaged over time	3,243	4,420	2	1
Damage to shelter - Shelter damaged by weather	1,655	1,677	1	2
Pathway - Damaged, broken, or needs improvement	634	841	1	
Shelter Materials - Missed Distribution	287	232		
Slope Protection (erosion) - Damaged, broken, or needs improvement	69	121		
Stairs - Damaged, broken, or needs improvement	62	90		
LPG Gas - Not enough for family	58	52		
Shelter Number - Requested	23	77		
Request for additional room - Request for new room	24	36		
Shelter Materials - Request additional materials	16	35		
Drainage - Blocked or Water logging	25	20		
Drainage - Damaged, broken, or needs improvement	7	37		
Drainage - Drain Requested	19	22		
LPG Gas - Did not receive cylinder	14	9	1	
Health - Assessment of medical conditions required	9	14		
Pathway - Requested		23		
Water tap - Requested	1	19		
Drainage Cover (Slab) - Requested			1	

Tickets Received this Month by Camp | AoR

	Total Received	Total Closed on the Spot	Total Referred	Total Replies	Open Tickets
Camp 01E	2,369	1,120	1,249	1,581	0
Camp 01W	2,713	1,118	1,595	1,813	0
Camp 02E	2,236	805	1,431	855	576
Camp 02W	2,163	927	1,236	1,085	151
Camp 03	1,987	1,228	759	1,358	0
Camp 04	3,041	2,019	1,022	2,262	0
Camp 04 Ext.	820	499	321	551	0
Camp 05	2,108	1,375	733	1,397	0
Camp 06	2,413	626	1,787	794	993
Camp 07	2,916	991	1,925	1,490	435
Camp 17	1,589	868	721	881	0
Camp 21	1,838	851	987	1,146	0
Camp 26	2,488	1,032	1,456	1,739	0
Camp 27	2,475	558	1,917	1,963	0
Kutupalong RC	1,404	910	494	941	0
Nayapara RC	2,337	808	1,529	1,655	0
Transit Center	131	104	27	115	0
Camp 08E	1,429	969	460	1,320	0
Camp 08W	1,860	1,474	386	1,862	0
Camp 09	1,544	1,260	284	1,206	0
Camp 10	1,331	869	462	1,330	0
Camp 11	1,719	1,214	505	1,430	0
Camp 12	2,232	1,302	930	1,750	0
Camp 13	1,253	824	429	990	0
Camp 14	1,885	1,620	265	1,603	0
Camp 15	2,213	1,920	293	1,922	0
Camp 16	1,153	993	160	1,199	0
Camp 18	1,831	1,399	432	1,640	0
Camp 19	1,335	1,066	269	1,101	0
Camp 20	1,770	1,598	172	1,234	0
Camp 20 Ext	1,059	745	314	568	0
Camp 22	1,700	1,497	203	1,016	0
Camp 24	1,582	1,257	325	1,347	0
Camp 25	1,133	994	139	804	0

Tickets Received this Month by Sector, Camp | AoR

Sector	HCR														IOM																					
	Camp 01E	Camp 01W	Camp 02E	Camp 02W	Camp 03	Camp 04	Camp 04 Ext.	Camp 05	Camp 06	Camp 07	Camp 17	Camp 21	Camp 26	Camp 27	Kutupalong RC	Nayapara RC	Transit Center	Camp 08E	Camp 08W	Camp 09	Camp 10	Camp 11	Camp 12	Camp 13	Camp 14	Camp 15	Camp 16	Camp 18	Camp 19	Camp 20	Camp 20 Ext	Camp 22	Camp 24	Camp 25		
Shelter & NFI	1,340	1,283	1,293	1,142	1,205	1,633	401	848	1,695	1,670	850	651	1,086	821	413	1,085	6	134	409	358	227	317	693	196	255	411	368	437	167	389	281	378	250	488		
Protection	719	869	630	827	495	752	255	788	418	774	413	551	932	658	836	1,047	98	751	714	600	545	879	856	724	950	877	398	628	692	420	290	493	786	161		
Site Development	100	299	150	64	58	100	5	140	173	297	49	183	35	58	42	48		323	297	170	374	274	281	196	181	196	94	320	194	131	115	76	66	65		
Food Security	92	104	43	23	72	146	38	93	37	38	46	61	65	243	44	20	10	37	43	108	50	37	49	14	103	161	48	137	18	45	26	93	82	57		
Site Management	58	56	31	39	47	120	43	43	31	32	61	25	38	12	15	3	12	72	77	52	32	84	25	74	147	127	43	67	88	282	235	177	116	95		
WASH	23	38	14	13	9	58	11	21	6	15	20	29	72	229	8	4	1	63	125	125	58	28	77	17	45	60	103	67	46	93	25	126	50	56		
Health	20	31	20	27	30	46	14	31	10	11	31	9	71	102	15	129	4	19	31	38	16	28	36	18	102	126	70	79	89	148	18	7	120	4		
Energy & Environment	11	20	43	20	65	171	48	137	33	73	116	322	91	348	27			10	158	85	21	59	193	11	52	59	25	94	36	152	36	233	55	118		
Livelihood	5	9	7	6	5	12	2	6	3	4	2	6	95	2	2			1		5	1	4	6		6	175	2		1	78	2	3	32	82		
Education	1	4	4	2		2	3	1				1	3	2	2	1		3	1	3	3	6	3	1	4	19	2	1		11	4	5		1		
Nutrition					1	1																														
ID Documents			1															16	5			4	3	12	2	40	2		1	4	21	31	110	20	6	

Common Feedback Platform - CFP

Monthly Camp Report | April 2026 | **Camp 01E**

Summary for April 2026

2,369 tickets received in this camp

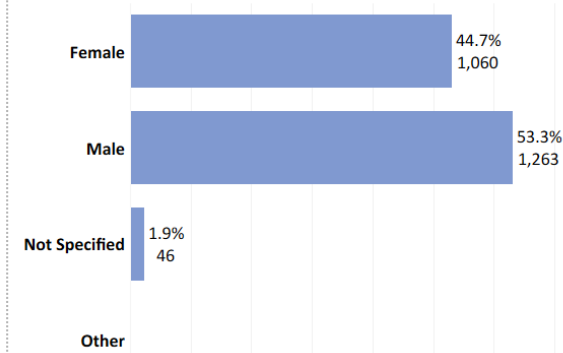
1,120 tickets closed on the spot*

1,249 tickets referred to relevant actors

1,581 responses given by relevant actors

*Responses can be given within the same month or at a later date which might make the responses given higher than the referred tickets.

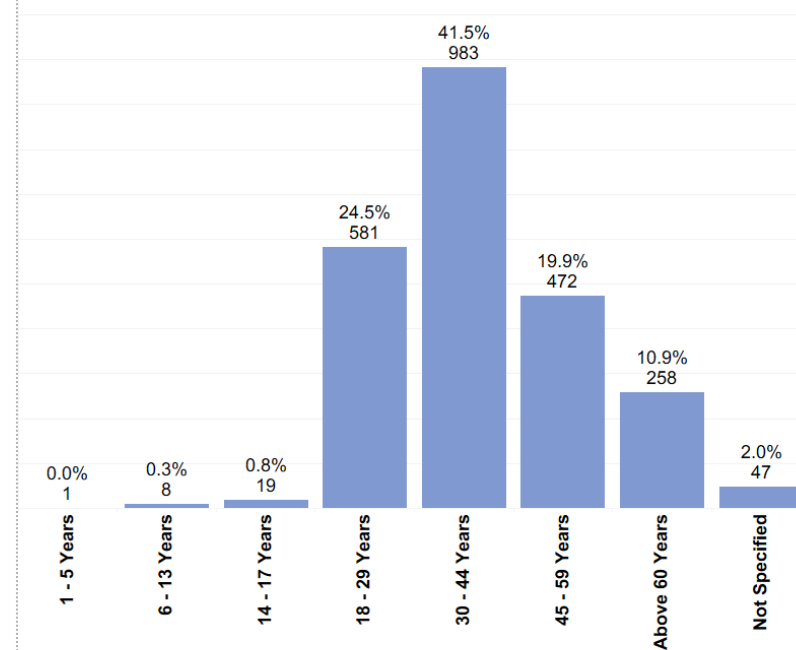
Tickets received by gender



Top Tickets this Month

Ticket Description	Total Received	Total Closed on the Spot	Total Referred	Total Replies	Open Tickets
Damage to shelter - Shelter damaged over time	1,017	0	1,017	400	617
Protection - Request for Protection Interventions	542	495	47	507	0
Shelter & NFI - Request for information	275	275	0	275	0
Protection - Request for information	172	165	7	172	0
Pathway - Damaged, broken, or needs improvement	93	0	93	21	72
Food Security - Request for information	76	76	0	76	0
Site Management - Request for information	56	56	0	56	0
Damage to shelter - Shelter damaged by weather	36	0	36	14	22
WASH - Request for information	14	14	0	14	0
Health - Request for information	12	12	0	12	0
Food Security - Feedback	8	8	0	8	0
Energy & Environment - Request for Information	6	6	0	6	0
Food distributions - Household has not received food	6	0	6	0	6
Shelter Materials - Request additional materials	6	0	6	0	6
Feedback - Protection	5	5	0	5	0
Health - Health Facility is not maintaining standards	4	0	4	0	4
Livelihood - Request for information	4	4	0	4	0

Tickets Received per Age Group



Tickets Analysis by Sector

	Shelter & NFI	Protection	Site Development	Food Security	Site Management	WASH	Health	Energy & Environment	Livelihood	Education	ID Documents	Nutrition
Tickets Received	1,340	719	100	92	58	23	20	11	5	1	0	0
Total Closed on the Spot	276	665	0	84	56	15	12	7	4	1	0	0
Total Referred	1,064	54	100	8	2	8	8	4	1	0	0	0
Total Replies	691	684	21	84	57	18	12	8	5	1	0	0
Open Tickets	373	0	79	0	0	0	0	0	0	0	0	0

Top Open Tickets this Month

Ticket Description

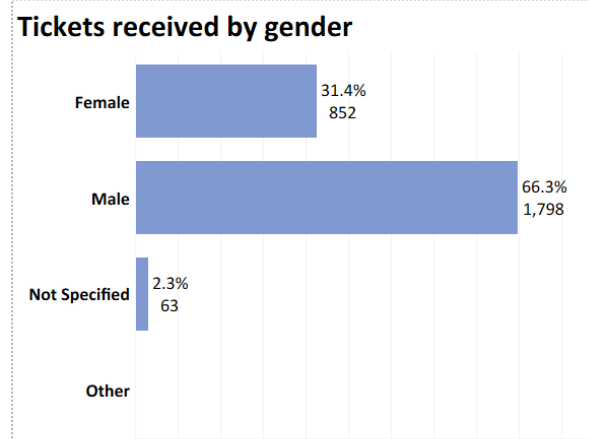
Damage to shelter - Shelter damaged over time	617
Pathway - Damaged, broken, or needs improvement	72
Damage to shelter - Shelter damaged by weather	22
Food distributions - Household has not received food	6
Shelter Materials - Request additional materials	6
Health - Health Facility is not maintaining standards	4
Health - Assessment of medical conditions required	3
LPG Gas - Not enough for family	3
Stairs - Damaged, broken, or needs improvement	3
Drainage - Blocked or Water logging	2
Latrine - Needs desludging	2
Request for additional room - Request for new room	2
Slope Protection (erosion) - Requested	2
Water tap & Tubewell - Requesting new facility	2
Food Security - Issue with collector	1
Health - MHPSS signs and symptoms of distress in the last 4 5 weeks	1
Health - Rehabilitation support or assistive device support	1

Common Feedback Platform - CFP

Monthly Camp Report | April 2026 | **Camp 01W**

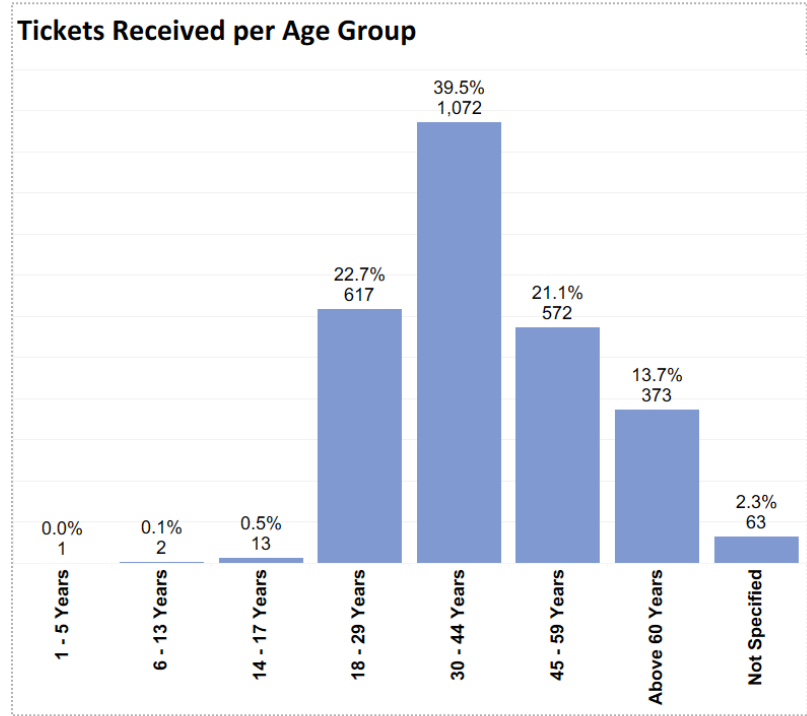
Summary for April 2026
2,713 tickets received in this camp
1,118 tickets closed on the spot*
1,595 tickets referred to relevant actors
1,813 responses given by relevant actors

**Responses can be given within the same month or at a later date which might make the responses given higher than the referred tickets.*



Top Tickets this Month

Ticket Description	Total Received	Total Closed on the Spot	Total Referred	Total Replies	Open Tickets
Damage to shelter - Shelter damaged over time	869	0	869	275	594
Protection - Request for Protection Interventions	589	562	27	583	0
Shelter & NFI - Request for information	356	229	127	356	0
Pathway - Damaged, broken, or needs improvement	281	0	281	50	231
Protection - Request for information	278	185	93	278	0
Food Security - Request for information	99	47	52	99	0
Site Management - Request for information	56	48	8	56	0
Damage to shelter - Shelter damaged by weather	47	0	47	8	39
Health - Request for information	29	16	13	29	0
Energy & Environment - Request for Information	16	10	6	16	0
Water tap & Tubewell - Not Working	12	0	12	11	1
Stairs - Damaged, broken, or needs improvement	11	0	11	1	10
Latrine - Needs desludging	8	0	8	8	0
WASH - Request for information	8	3	5	8	0
Drainage - Blocked or Water logging	7	0	7	0	7
Shelter Materials - Request additional materials	7	0	7	3	4
Livelihood - Request for information	6	5	1	6	0



Tickets Analysis by Sector

	Shelter & NFI	Protection	Site Development	Food Security	Site Management	WASH	Health	Energy & Environment	Livelihood	Education	ID Documents	Nutrition
Tickets Received	1,283	869	299	104	56	38	31	20	9	4	0	0
Total Closed on the Spot	229	749	0	52	48	3	17	10	7	3	0	0
Total Referred	1,054	120	299	52	8	35	14	10	2	1	0	0
Total Replies	643	863	51	104	56	37	30	16	9	4	0	0
Open Tickets	411	0	248	0	0	0	0	0	0	0	0	0

Top Open Tickets this Month

Ticket Description	Count
Damage to shelter - Shelter damaged over time	594
Pathway - Damaged, broken, or needs improvement	231
Damage to shelter - Shelter damaged by weather	39
Stairs - Damaged, broken, or needs improvement	10
Drainage - Blocked or Water logging	7
LPG Gas - Not enough for family	4
Shelter Materials - Request additional materials	4
Request for additional room - Request for new room	3
Health - Assessment of medical conditions required	1
Water tap & Tubewell - Not Working	1

Common Feedback Platform - CFP

Monthly Camp Report | April 2026 | **Camp 02E**

Summary for April 2026

2,236 tickets received in this camp

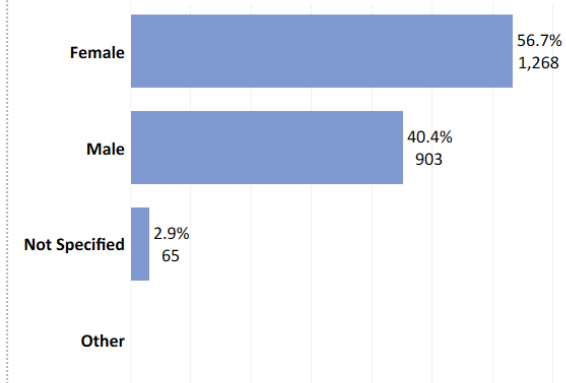
805 tickets closed on the spot*

1,431 tickets referred to relevant actors

855 responses given by relevant actors

*Responses can be given within the same month or at a later date which might make the responses given higher than the referred tickets.

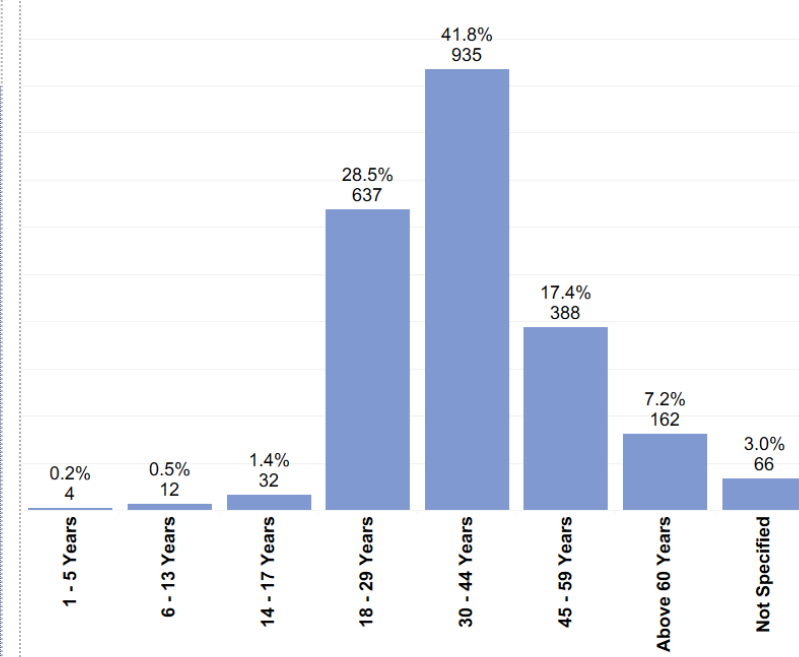
Tickets received by gender



Top Tickets this Month

Ticket Description	Total Received	Total Closed on the Spot	Total Referred	Total Replies	Open Tickets
Damage to shelter - Shelter damaged by weather	1,208	0	1,208	1	1,207
Protection - Request for Protection Interventions	442	431	11	438	0
Protection - Request for information	187	184	3	187	0
Pathway - Damaged, broken, or needs improvement	145	0	145	0	145
Shelter & NFI - Request for information	59	54	5	59	0
Food Security - Request for information	40	40	0	40	0
Energy & Environment - Request for Information	37	27	10	37	0
Site Management - Request for information	31	31	0	31	0
Health - Request for information	19	19	0	19	0
Damage to shelter - Shelter damaged over time	12	0	12	0	12
Livelihood - Request for information	7	7	0	7	0
WASH - Request for information	7	7	0	7	0
Shelter & NFI - Feedback	6	0	6	6	0
LPG Gas - Not enough for family	5	0	5	5	0
Education - Request for information	4	4	0	4	0
Latrine - New toilet requested	3	0	3	2	1
Shelter Materials - Request additional materials	3	0	3	0	3

Tickets Received per Age Group



Tickets Analysis by Sector

	Shelter & NFI	Protection	Site Development	Energy & Environment	Food Security	Site Management	Health	WASH	Livelihood	Education	ID Documents	Nutrition
Tickets Received	1,293	630	150	43	43	31	20	14	7	4	1	0
Total Closed on the Spot	54	615	0	27	41	31	19	7	7	4	0	0
Total Referred	1,239	15	150	16	2	0	1	7	0	0	1	0
Total Replies	68	626	2	43	42	31	19	12	7	4	1	0
Open Tickets	1,171	0	148	0	0	0	0	0	0	0	0	0

Top Open Tickets this Month

Ticket Description

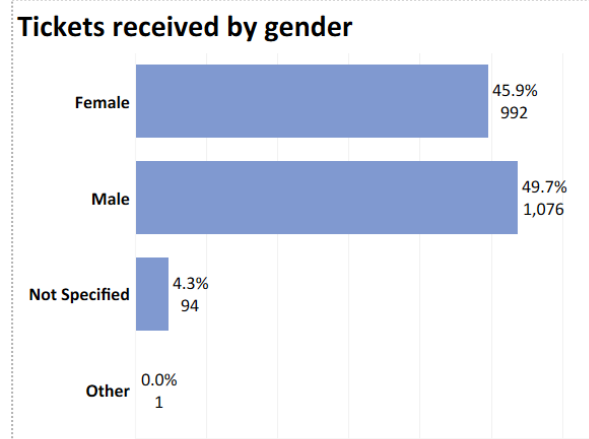
Damage to shelter - Shelter damaged by weather	1,207
Pathway - Damaged, broken, or needs improvement	145
Damage to shelter - Shelter damaged over time	12
Shelter Materials - Request additional materials	3
Request for additional room - Request for new room	2
Stairs - Requested	2
Food distributions - Household has not received food	1
Health Treatment - Waited too long	1
Latrine - New toilet requested	1
Shelter Materials - Received amount is not enough	1
Stairs - Damaged, broken, or needs improvement	1
WASH - Latrine not accessible	1

Common Feedback Platform - CFP

Monthly Camp Report | April 2026 | **Camp 02W**

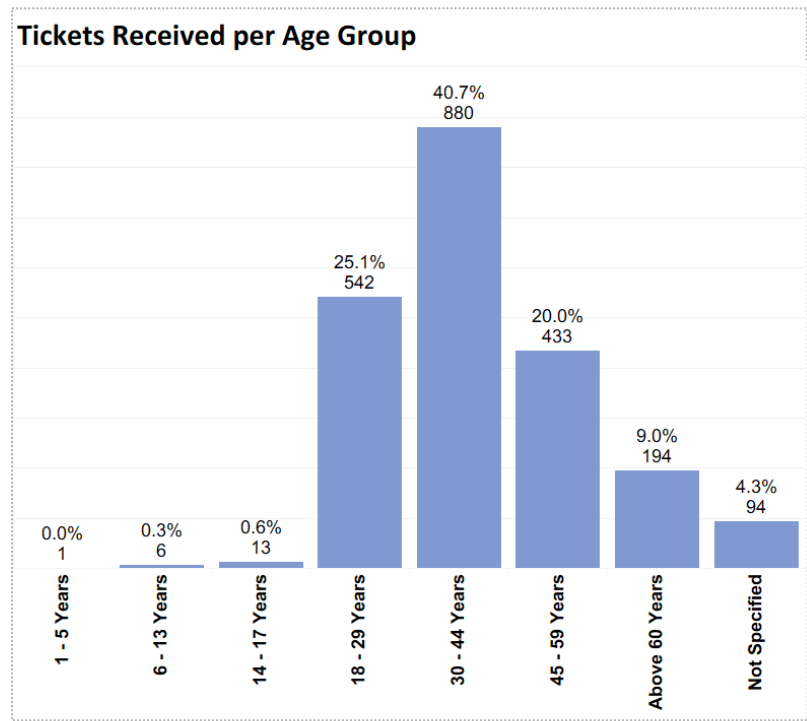
Summary for April 2026
2,163 tickets received in this camp
927 tickets closed on the spot*
1,236 tickets referred to relevant actors
1,085 responses given by relevant actors

*Responses can be given within the same month or at a later date which might make the responses given higher than the referred tickets.



Top Tickets this Month

Ticket Description	Total Received	Total Closed on the Spot	Total Referred	Total Replies	Open Tickets
Damage to shelter - Shelter damaged by weather	761	0	761	120	641
Protection - Request for Protection Interventions	611	593	18	606	0
Damage to shelter - Shelter damaged over time	334	0	334	11	323
Protection - Request for information	216	204	12	216	0
Site Management - Request for information	38	38	0	38	0
Shelter & NFI - Request for information	34	33	1	34	0
Pathway - Damaged, broken, or needs improvement	33	0	33	0	33
Food Security - Request for information	22	22	0	22	0
Health - Request for information	22	21	1	22	0
LPG Gas - Not enough for family	19	0	19	0	19
Stairs - Damaged, broken, or needs improvement	15	0	15	0	15
Pathway - Requested	12	0	12	0	12
Shelter & NFI - NFI Concern related to distribution entitlement amount timing	9	0	9	0	9
WASH - Request for information	7	7	0	7	0
Livelihood - Request for information	5	5	0	5	0
Health - Assessment of medical conditions required	4	0	4	0	4
Health - Rehabilitation support or assistive device support	3	0	3	0	3



Tickets Analysis by Sector

	Shelter & NFI	Protection	Site Development	Site Management	Health	Food Security	Energy & Environment	WASH	Livelihood	Education	ID Documents	Nutrition
Tickets Received	1,142	827	64	39	27	23	20	13	6	2	0	0
Total Closed on the Spot	33	797	0	38	21	23	0	7	6	2	0	0
Total Referred	1,109	30	64	1	6	0	20	6	0	0	0	0
Total Replies	165	822	0	38	22	23	0	7	6	2	0	0
Open Tickets	944	0	64	0	0	0	20	0	0	0	0	0

Top Open Tickets this Month

Ticket Description	Count
Damage to shelter - Shelter damaged by weather	641
Damage to shelter - Shelter damaged over time	323
Pathway - Damaged, broken, or needs improvement	33
LPG Gas - Not enough for family	19
Stairs - Damaged, broken, or needs improvement	15
Pathway - Requested	12
Shelter & NFI - NFI Concern related to distribution entitlement amount timing	9
Health - Assessment of medical conditions required	4
Health - Rehabilitation support or assistive device support	3
Drainage - Blocked or Water logging	2
Latrine - Needs desludging	2
Bathing Station - Broken or Damaged	1
Bathing Station - Requested	1
Health - MHPSS Self harm, harm others	1
Latrine - New toilet requested	1
Pressure Cooker - Did not receive	1
Relocation & Repatriation - Relocation within camp	1

Common Feedback Platform - CFP

Monthly Camp Report | April 2026 | **Camp 03**

Summary for April 2026

1,987 tickets received in this camp

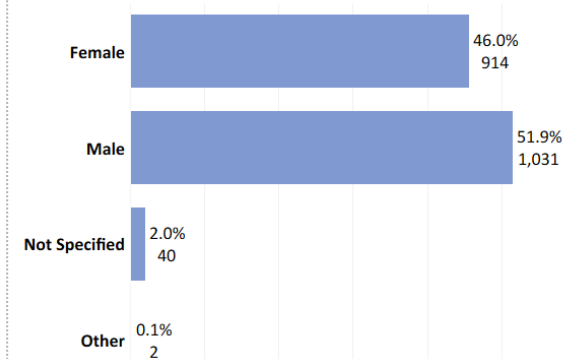
1,228 tickets closed on the spot*

759 tickets referred to relevant actors

1,358 responses given by relevant actors

*Responses can be given within the same month or at a later date which might make the responses given higher than the referred tickets.

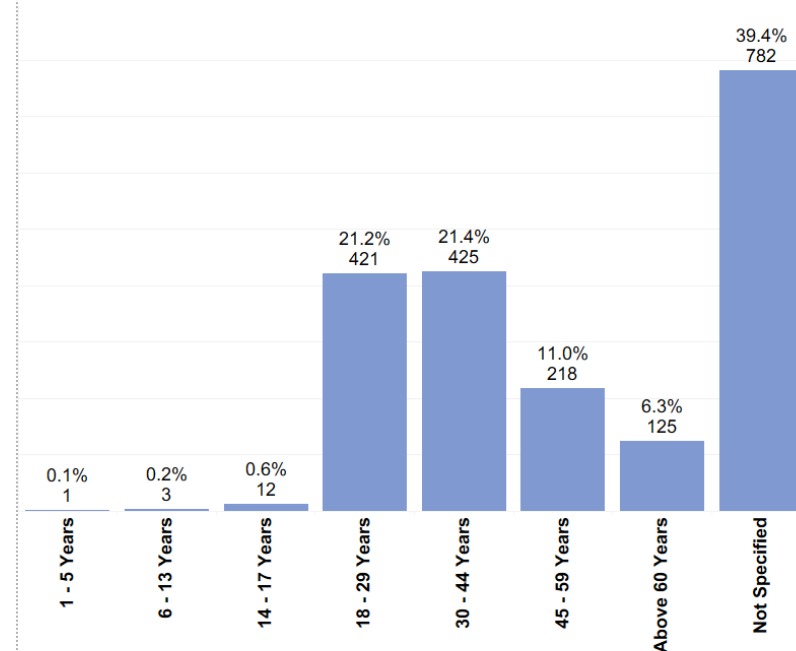
Tickets received by gender



Top Tickets this Month

Ticket Description	Total Received	Total Closed on the Spot	Total Referred	Total Replies	Open Tickets
Shelter & NFI - Request for information	573	573	0	573	0
Damage to shelter - Shelter damaged over time	485	0	485	58	427
Protection - Request for Protection Interventions	288	252	36	272	0
Protection - Request for information	205	202	3	205	0
Damage to shelter - Shelter damaged by weather	139	0	139	20	119
Food Security - Request for information	68	68	0	68	0
Pathway - Damaged, broken, or needs improvement	56	0	56	5	51
Site Management - Request for information	43	43	0	43	0
Energy & Environment - Request for Information	41	41	0	41	0
Health - Request for information	28	28	0	28	0
LPG Gas - Not enough for family	24	0	24	22	2
WASH - Request for information	9	9	0	9	0
Livelihood - Request for information	5	5	0	5	0
Food Security - Feedback	4	4	0	4	0
Shelter Materials - Request additional materials	4	0	4	0	4
Solar supply - Not working	3	0	3	0	3
Feedback - Protection	2	2	0	2	0

Tickets Received per Age Group



Tickets Analysis by Sector

	Shelter & NFI	Protection	Food Security	Energy & Environment	Site Development	Site Management	Health	WASH	Livelihood	Nutrition	Education	ID Documents
Tickets Received	1,205	495	72	65	58	47	30	9	5	1	0	0
Total Closed on the Spot	573	456	72	41	0	43	28	9	5	1	0	0
Total Referred	632	39	0	24	58	4	2	0	0	0	0	0
Total Replies	652	479	72	63	5	44	28	9	5	1	0	0
Open Tickets	0	0	0	0	53	0	0	0	0	0	0	0

Top Open Tickets this Month

Ticket Description

Damage to shelter - Shelter damaged over time	427
Damage to shelter - Shelter damaged by weather	119
Pathway - Damaged, broken, or needs improvement	51
Shelter Materials - Request additional materials	4
Solar supply - Not working	3
LPG Gas - Not enough for family	2
Stairs - Damaged, broken, or needs improvement	2
Health - MHPSS Self harm, harm others	1
Health - Rehabilitation support or assistive device support	1
Health post - Clinic not open	1
Request for additional room - Request for new room	1
Shelter & NFI - NFI Concern related to distribution modality facility quality location	1

Common Feedback Platform - CFP

Monthly Camp Report | April 2026 | **Camp 04**

Summary for April 2026

3,041 tickets received in this camp

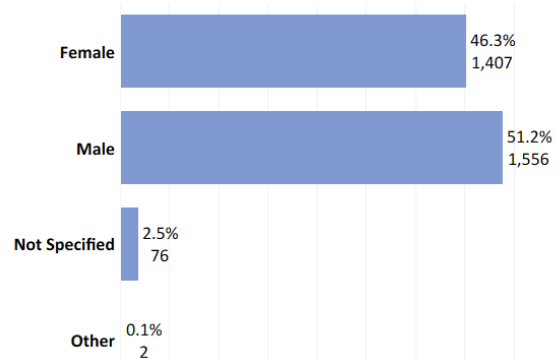
2,019 tickets closed on the spot*

1,022 tickets referred to relevant actors

2,262 responses given by relevant actors

**Responses can be given within the same month or at a later date which might make the responses given higher than the referred tickets.*

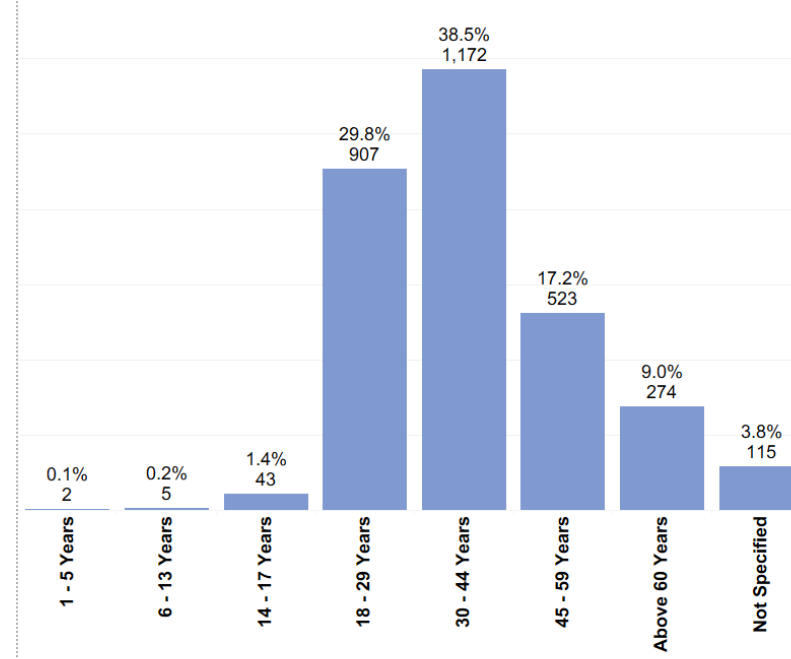
Tickets received by gender



Top Tickets this Month

Ticket Description	Total Received	Total Closed on the Spot	Total Referred	Total Replies	Open Tickets
Shelter & NFI - Request for information	834	833	1	834	0
Protection - Request for Protection Interventions	411	361	50	391	0
Damage to shelter - Shelter damaged by weather	385	0	385	67	318
Damage to shelter - Shelter damaged over time	378	0	378	85	293
Protection - Request for information	335	325	10	335	0
Energy & Environment - Request for Information	137	137	0	137	0
Food Security - Request for information	127	127	0	127	0
Site Management - Request for information	110	110	0	110	0
Pathway - Damaged, broken, or needs improvement	91	0	91	0	91
WASH - Request for information	51	51	0	51	0
Health - Request for information	35	35	0	35	0
LPG Gas - Not enough for family	33	0	33	21	12
Request for additional room - Request for new room	21	0	21	5	16
Food Security - Feedback	16	15	1	16	0
Livelihood - Request for information	12	12	0	12	0
Shelter Materials - Request additional materials	12	0	12	3	9
Relocation & Repatriation - Relocation within camp	10	0	10	8	2

Tickets Received per Age Group



Tickets Analysis by Sector

	Shelter & NFI	Protection	Energy & Environment	Food Security	Site Management	Site Development	WASH	Health	Livelihood	Education	Nutrition	ID Documents
Tickets Received	1,633	752	171	146	120	100	58	46	12	2	1	0
Total Closed on the Spot	834	692	137	142	110	1	54	36	12	1	0	0
Total Referred	799	60	34	4	10	99	4	10	0	1	1	0
Total Replies	997	732	159	146	118	5	54	37	12	2	0	0
Open Tickets	0	0	0	0	0	94	0	0	0	0	1	0

Top Open Tickets this Month

Ticket Description	Count
Damage to shelter - Shelter damaged by weather	318
Damage to shelter - Shelter damaged over time	293
Pathway - Damaged, broken, or needs improvement	91
Request for additional room - Request for new room	16
LPG Gas - Not enough for family	12
Shelter Materials - Request additional materials	9
General Health Card - Did not receive	7
Stairs - Damaged, broken, or needs improvement	3
Health - MHPSS Self harm, harm others	2
Relocation & Repatriation - Relocation within camp	2
Latrine - Needs desludging	1
Latrine - New toilet requested	1
Nutrition Assistance - Did not receive distribution	1
Stairs - Requested	1
Water tap & Tubewell - Not Working	1
Water tap & Tubewell - Requesting new facility	1

Common Feedback Platform - CFP

Monthly Camp Report | April 2026 | **Camp 04 Ext.**

Summary for April 2026

820 tickets received in this camp

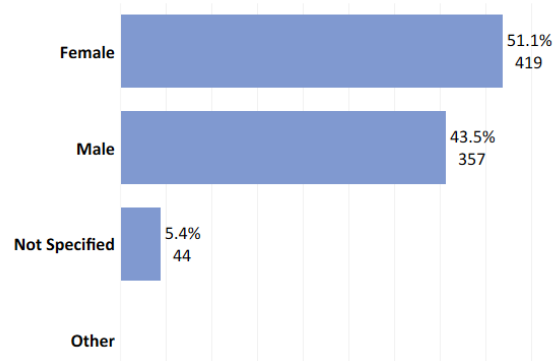
499 tickets closed on the spot*

321 tickets referred to relevant actors

551 responses given by relevant actors

*Responses can be given within the same month or at a later date which might make the responses given higher than the referred tickets.

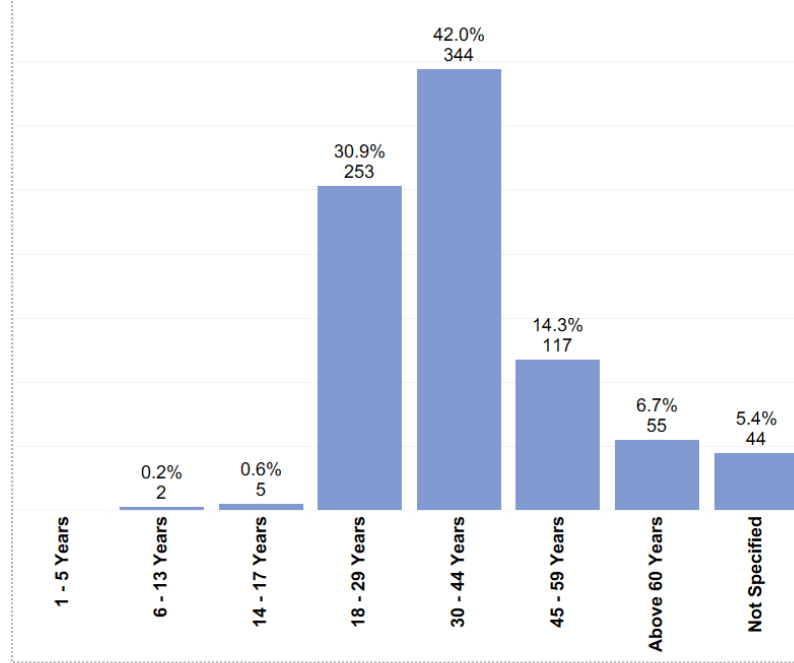
Tickets received by gender



Top Tickets this Month

Ticket Description	Total Received	Total Closed on the Spot	Total Referred	Total Replies	Open Tickets
Damage to shelter - Shelter damaged over time	179	0	179	4	175
Protection - Request for information	157	145	12	157	0
Shelter & NFI - Request for information	152	152	0	152	0
Protection - Request for Protection Interventions	98	68	30	86	0
Damage to shelter - Shelter damaged by weather	59	0	59	2	57
Site Management - Request for information	42	42	0	42	0
Food Security - Request for information	36	35	1	36	0
Energy & Environment - Request for Information	31	28	3	31	0
LPG Gas - Not enough for family	16	0	16	8	8
Health - Request for information	13	13	0	13	0
WASH - Request for information	11	11	0	11	0
Request for additional room - Request for new room	7	0	7	0	7
Education - Request for information	3	3	0	3	0
Drainage - Blocked or Water logging	2	0	2	1	1
Livelihood - Request for information	2	2	0	2	0
Food distributions - Household has not received food	1	0	1	0	1
Health - Assessment of medical conditions required	1	0	1	0	1

Tickets Received per Age Group



Tickets Analysis by Sector

	Shelter & NFI	Protection	Energy & Environment	Site Management	Food Security	Health	WASH	Site Development	Education	Livelihood	ID Documents	Nutrition
Tickets Received	401	255	48	43	38	14	11	5	3	2	0	0
Total Closed on the Spot	152	213	28	42	35	13	11	0	3	2	0	0
Total Referred	249	42	20	1	3	1	0	5	0	0	0	0
Total Replies	159	243	40	43	36	13	11	1	3	2	0	0
Open Tickets	90	0	0	0	0	0	0	4	0	0	0	0

Top Open Tickets this Month

Ticket Description	Count
Damage to shelter - Shelter damaged over time	175
Damage to shelter - Shelter damaged by weather	57
LPG Gas - Not enough for family	8
Request for additional room - Request for new room	7
Drainage - Blocked or Water logging	1
Food distributions - Household has not received food	1
Health - Assessment of medical conditions required	1
Health - Rehabilitation support or assistive device support	1
Pathway - Damaged, broken, or needs improvement	1
Pathway - Requested	1
Request for fresh food enlistment - Request for fresh food	1
Shelter & NFI - NFI Concern related to distribution modality facility quality location	1
Shelter Materials - Request additional materials	1
Slope Protection (erosion) - Requested	1

Common Feedback Platform - CFP

Monthly Camp Report | April 2026 | **Camp 05**

Summary for April 2026

2,108 tickets received in this camp

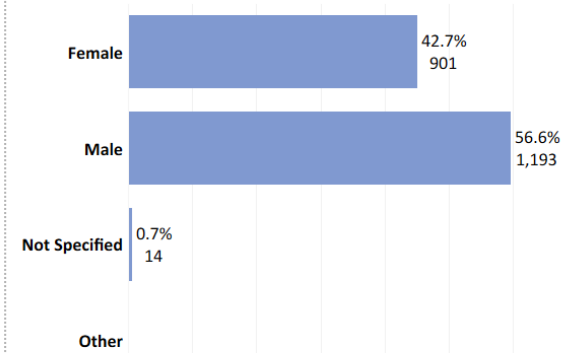
1,375 tickets closed on the spot*

733 tickets referred to relevant actors

1,397 responses given by relevant actors

*Responses can be given within the same month or at a later date which might make the responses given higher than the referred tickets.

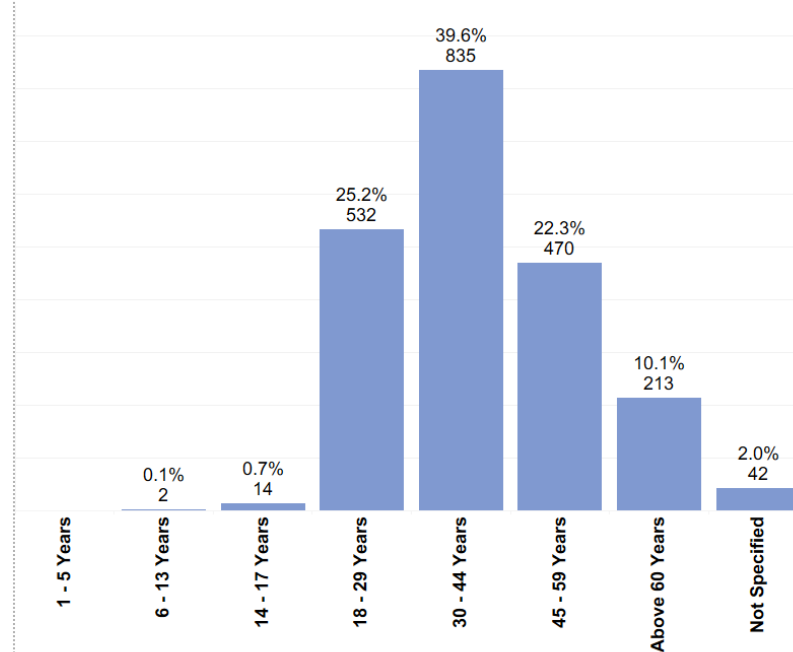
Tickets received by gender



Top Tickets this Month

Ticket Description	Total Received	Total Closed on the Spot	Total Referred	Total Replies	Open Tickets
Protection - Request for Protection Interventions	592	569	23	584	0
Damage to shelter - Shelter damaged over time	514	0	514	0	514
Shelter & NFI - Request for information	303	301	2	303	0
Protection - Request for information	192	192	0	192	0
Pathway - Damaged, broken, or needs improvement	128	0	128	0	128
Energy & Environment - Request for Information	126	126	0	126	0
Food Security - Request for information	83	83	0	83	0
Site Management - Request for information	43	43	0	43	0
Health - Request for information	23	23	0	23	0
WASH - Request for information	20	20	0	20	0
Damage to shelter - Shelter damaged by weather	17	0	17	0	17
LPG Gas - Not enough for family	10	0	10	5	5
Slope Protection (erosion) - Requested	6	0	6	0	6
Stairs - Damaged, broken, or needs improvement	6	0	6	0	6
Food Security - Feedback	5	5	0	5	0
General Health Card - Did not receive	5	0	5	0	5
Request for additional room - Request for new room	5	0	5	0	5

Tickets Received per Age Group



Tickets Analysis by Sector

	Shelter & NFI	Protection	Site Development	Energy & Environment	Food Security	Site Management	Health	WASH	Livelihood	Education	ID Documents	Nutrition
Tickets Received	848	788	140	137	93	43	31	21	6	1	0	0
Total Closed on the Spot	303	765	0	126	88	43	23	20	6	1	0	0
Total Referred	545	23	140	11	5	0	8	1	0	0	0	0
Total Replies	305	780	0	131	88	43	23	20	6	1	0	0
Open Tickets	240	0	140	0	0	0	0	0	0	0	0	0

Top Open Tickets this Month

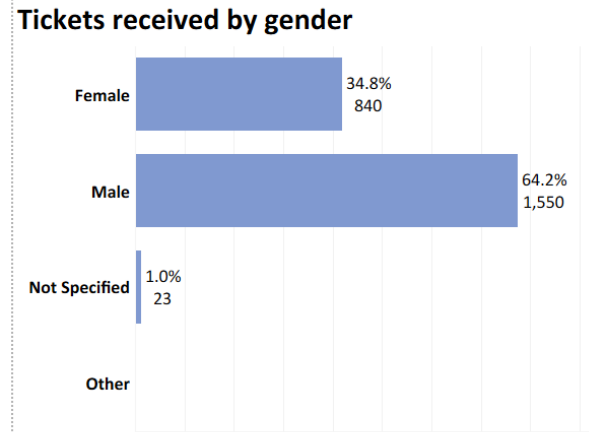
Ticket Description	Count
Damage to shelter - Shelter damaged over time	514
Pathway - Damaged, broken, or needs improvement	128
Damage to shelter - Shelter damaged by weather	17
Slope Protection (erosion) - Requested	6
Stairs - Damaged, broken, or needs improvement	6
General Health Card - Did not receive	5
LPG Gas - Not enough for family	5
Request for additional room - Request for new room	5
Shelter & NFI - NFI Concern related to distribution entitlement amount timing	4
Health - Assessment of medical conditions required	3
Food Porters - Requested	2
Food distributions - Household has not received food	1
Food Security - Issue with distribution item	1
Health - Rehabilitation support or assistive device support	1
Pressure Cooker - Did not receive	1
Request for fresh food enlistment - Request for fresh food	1
Shelter & NFI - NFI Concern related to distribution modality facility quality location	1

Common Feedback Platform - CFP

Monthly Camp Report | April 2026 | **Camp 06**

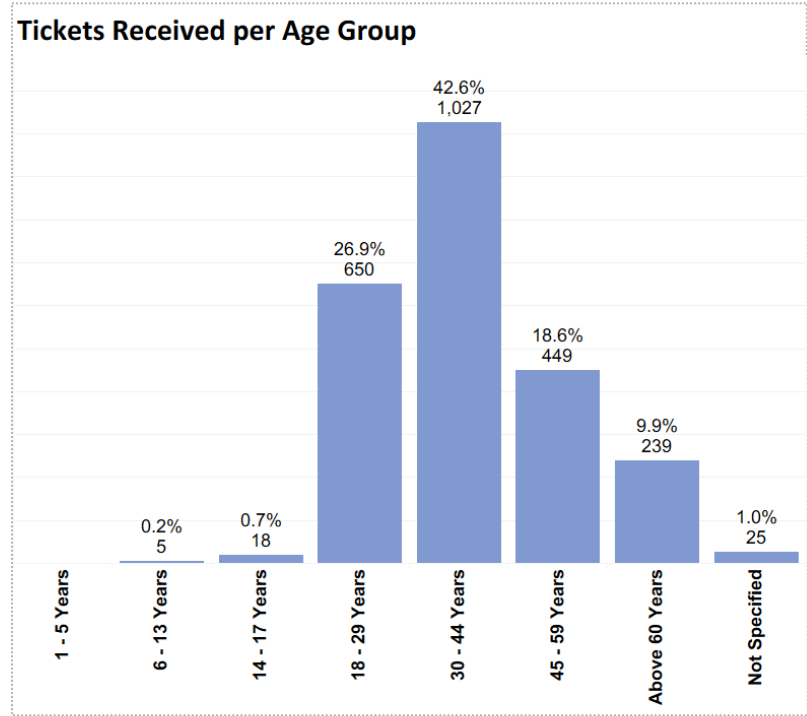
Summary for April 2026
2,413 tickets received in this camp
626 tickets closed on the spot*
1,787 tickets referred to relevant actors
794 responses given by relevant actors

**Responses can be given within the same month or at a later date which might make the responses given higher than the referred tickets.*



Top Tickets this Month

Ticket Description	Total Received	Total Closed on the Spot	Total Referred	Total Replies	Open Tickets
Damage to shelter - Shelter damaged over time	1,224	0	1,224	81	1,143
Damage to shelter - Shelter damaged by weather	326	0	326	34	292
Protection - Request for Protection Interventions	313	301	12	302	0
Shelter & NFI - Request for information	135	135	0	135	0
Pathway - Damaged, broken, or needs improvement	129	0	129	20	109
Protection - Request for information	104	102	2	104	0
Stairs - Damaged, broken, or needs improvement	38	0	38	0	38
Site Management - Request for information	31	31	0	31	0
LPG Gas - Not enough for family	30	0	30	22	8
Food Security - Request for information	27	27	0	27	0
Shelter Materials - Request additional materials	8	0	8	0	8
Education - Request for information	7	7	0	7	0
Food Security - Feedback	7	7	0	7	0
Health - Request for information	6	6	0	6	0
WASH - Request for information	5	5	0	5	0
Slope Protection (erosion) - Requested	4	0	4	2	2



Tickets Analysis by Sector

	Shelter & NFI	Protection	Site Development	Food Security	Energy & Environment	Site Management	Health	Education	WASH	Livelihood	ID Documents	Nutrition
Tickets Received	1,695	418	173	37	33	31	10	7	6	3	0	0
Total Closed on the Spot	135	404	0	34	1	31	7	7	5	2	0	0
Total Referred	1,560	14	173	3	32	0	3	0	1	1	0	0
Total Replies	250	407	23	36	25	31	7	7	5	3	0	0
Open Tickets	1,310	0	150	0	7	0	0	0	0	0	0	0

Top Open Tickets this Month

Ticket Description	Count
Damage to shelter - Shelter damaged over time	1,143
Damage to shelter - Shelter damaged by weather	292
Pathway - Damaged, broken, or needs improvement	109
Stairs - Damaged, broken, or needs improvement	38
LPG Gas - Not enough for family	8
Shelter Materials - Request additional materials	8
General Health Card - Did not receive	2
Slope Protection (erosion) - Requested	2
Health - Assessment of medical conditions required	1
Pathway - Requested	1
Request for additional room - Request for new room	1
Request for fresh food enlistment - Request for fresh food	1
Shelter Materials - Received amount is not enough	1
Water tap - Poor quality water	1

Common Feedback Platform - CFP

Monthly Camp Report | April 2026 | **Camp 07**

Summary for April 2026

2,916 tickets received in this camp

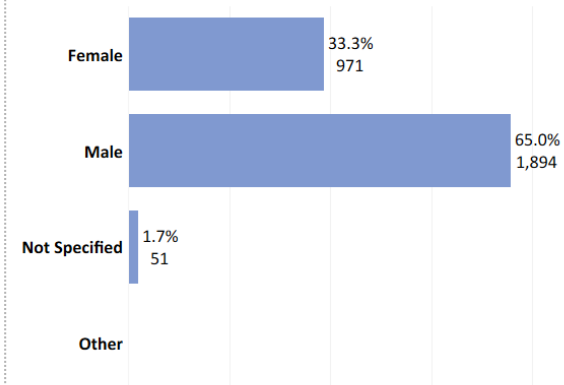
991 tickets closed on the spot*

1,925 tickets referred to relevant actors

1,490 responses given by relevant actors

**Responses can be given within the same month or at a later date which might make the responses given higher than the referred tickets.*

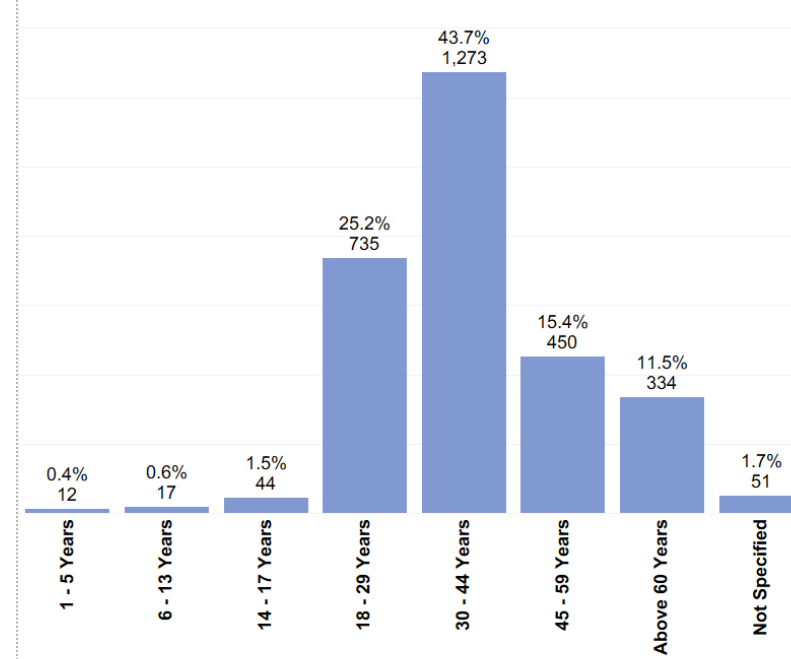
Tickets received by gender



Top Tickets this Month

Ticket Description	Total Received	Total Closed on the Spot	Total Referred	Total Replies	Open Tickets
Damage to shelter - Shelter damaged over time	1,145	0	1,145	329	816
Protection - Request for Protection Interventions	612	589	23	591	0
Damage to shelter - Shelter damaged by weather	357	0	357	68	289
Pathway - Damaged, broken, or needs improvement	275	0	275	12	263
Protection - Request for information	162	159	3	162	0
Shelter & NFI - Request for information	157	124	33	157	0
Energy & Environment - Request for Information	54	29	25	54	0
Food Security - Request for information	37	37	0	37	0
Site Management - Request for information	30	30	0	30	0
LPG Gas - Not enough for family	19	0	19	18	1
Stairs - Damaged, broken, or needs improvement	18	0	18	0	18
Health - Request for information	9	9	0	9	0
WASH - Request for information	8	8	0	8	0
Shelter Materials - Request additional materials	7	0	7	2	5
Livelihood - Request for information	4	4	0	4	0
Shelter & NFI - NFI Concern related to distribution modality facility quality location	3	0	3	3	0
Water tap & Tubewell - Requesting new facility	3	0	3	0	3

Tickets Received per Age Group



Tickets Analysis by Sector

	Shelter & NFI	Protection	Site Development	Energy & Environment	Food Security	Site Management	WASH	Health	Livelihood	Education	ID Documents	Nutrition
Tickets Received	1,670	774	297	73	38	32	15	11	4	2	0	0
Total Closed on the Spot	124	748	0	29	38	30	8	9	4	1	0	0
Total Referred	1,546	26	297	44	0	2	7	2	0	1	0	0
Total Replies	560	753	14	72	38	30	8	9	4	2	0	0
Open Tickets	986	0	283	0	0	0	0	0	0	0	0	0

Top Open Tickets this Month

Ticket Description	Count
Damage to shelter - Shelter damaged over time	816
Damage to shelter - Shelter damaged by weather	289
Pathway - Damaged, broken, or needs improvement	263
Stairs - Damaged, broken, or needs improvement	18
Shelter Materials - Request additional materials	5
Water tap & Tubewell - Requesting new facility	3
Bathing Station - Requested	2
Bathing Station - Broken or Damaged	1
Health - MHPSS continuity of care	1
Health - MHPSS Self harm, harm others	1
Latrine - New toilet requested	1
LPG Gas - Not enough for family	1
Pathway - Requested	1
Relocation & Repatriation - Relocation within camp	1
Slope Protection (erosion) - Requested	1
Solar supply - Not working	1

Common Feedback Platform - CFP

Monthly Camp Report | April 2026 | **Camp 08E**

Summary for April 2026

1,429 tickets received in this camp

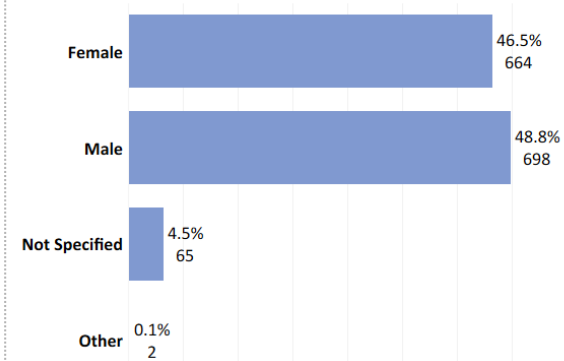
969 tickets closed on the spot*

460 tickets referred to relevant actors

1,320 responses given by relevant actors

**Responses can be given within the same month or at a later date which might make the responses given higher than the referred tickets.*

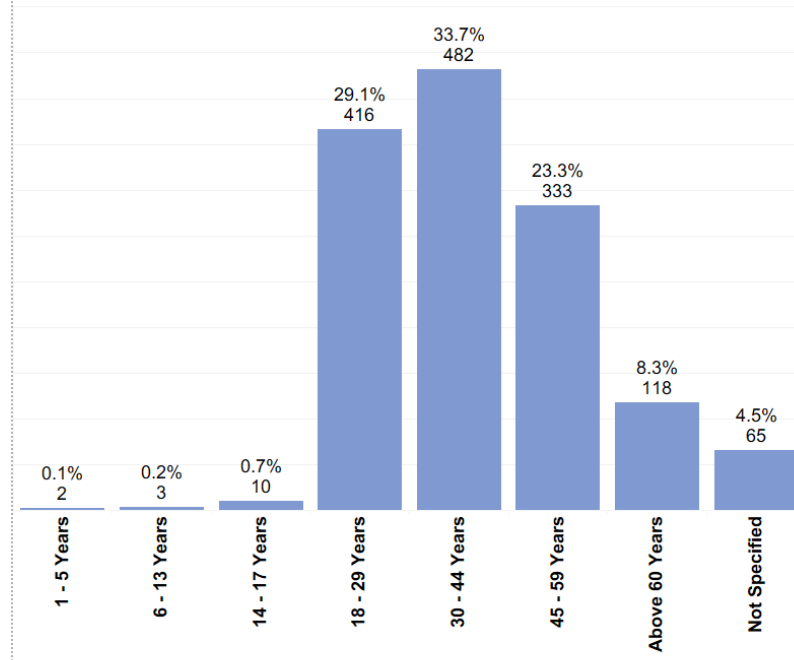
Tickets received by gender



Top Tickets this Month

Ticket Description	Total Received	Total Closed on the Spot	Total Referred	Total Replies	Open Tickets
Protection - Request for Protection Interventions	618	604	14	614	0
Slope Protection (erosion) - Requested	150	0	150	64	86
Protection - Request for information	127	127	0	127	0
Shelter & NFI - Request for information	77	77	0	77	0
Slope Protection (erosion) - Damaged, broken, or needs improvement	77	0	77	41	36
Damage to shelter - Shelter damaged over time	40	40	0	0	0
Drainage - Drain Requested	36	0	36	20	16
Cash for Work - Has not been enrolled	33	0	33	107	0
Food Security - Request for information	30	30	0	30	0
WASH - Request for information	28	28	0	28	0
Community Conflict - Tree Cutting	22	0	22	27	0
Stairs - Requested	22	0	22	18	4
Health - Request for information	19	19	0	19	0
Shelter Number - Requested	15	0	15	20	0
Site Management - Request for information	15	15	0	15	0
Drainage - Damaged, broken, or needs improvement	8	0	8	4	4
Pathway - Requested	8	0	8	8	0

Tickets Received per Age Group



Tickets Analysis by Sector

	Protection	Site Development	Shelter & NFI	Site Management	WASH	Food Security	Health	ID Documents	Energy & Environment	Education	Livelihood	Nutrition
Tickets Received	751	323	134	72	63	37	19	16	10	3	1	0
Total Closed on the Spot	737	0	119	15	28	33	19	13	1	3	1	0
Total Referred	14	323	15	57	35	4	0	3	9	0	0	0
Total Replies	741	167	97	155	69	40	19	7	21	3	1	0
Open Tickets	0	156	0	0	0	0	0	0	0	0	0	0

Top Open Tickets this Month

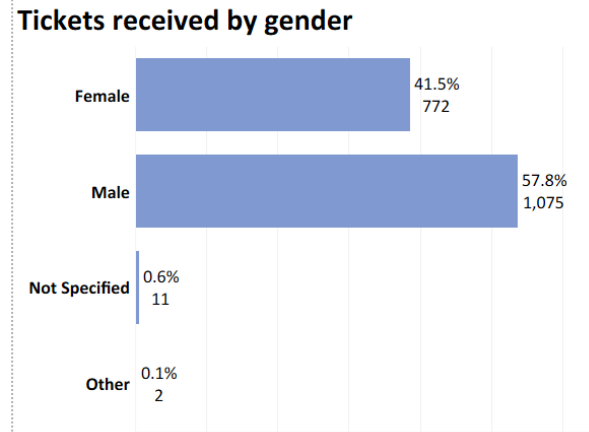
Ticket Description	Count
Slope Protection (erosion) - Requested	86
Slope Protection (erosion) - Damaged, broken, or needs improvement	36
Drainage - Drain Requested	16
Latrine - Broken	5
Drainage - Damaged, broken, or needs improvement	4
Lamp post or Street light - Damaged, broken, or needs improvement	4
Stairs - Requested	4
Bathing Station - Requested	3
Drainage Cover (Slab) - Requested	3
Fence or railing for path or stairs - Requested	3
Fence or railing for path or stairs - Damaged, broken, or needs improvement	1
LPG Gas - Lost token	1
Pathway - Damaged, broken, or needs improvement	1
Trash Disposal - Trash pick-up needed	1
Tubewell - Not Working	1

Common Feedback Platform - CFP

Monthly Camp Report | April 2026 | **Camp 08W**

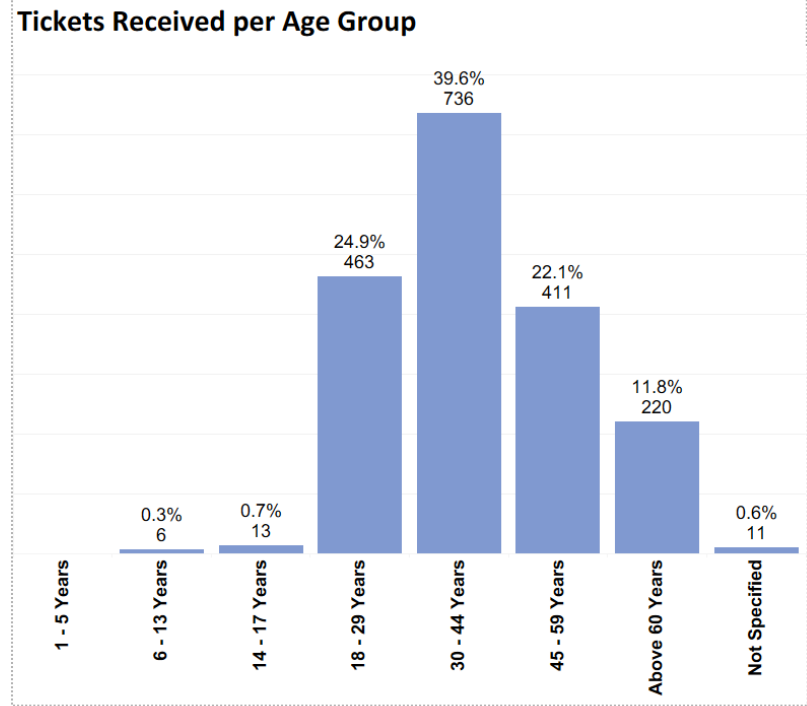
Summary for April 2026
1,860 tickets received in this camp
1,474 tickets closed on the spot*
386 tickets referred to relevant actors
1,862 responses given by relevant actors

*Responses can be given within the same month or at a later date which might make the responses given higher than the referred tickets.



Top Tickets this Month

Ticket Description	Total Received	Total Closed on the Spot	Total Referred	Total Replies	Open Tickets
Protection - Request for Protection Interventions	593	576	17	586	0
Shelter & NFI - Request for information	257	257	0	257	0
Slope Protection (erosion) - Requested	208	0	208	310	0
Protection - Request for information	120	119	1	120	0
WASH - Request for information	114	114	0	114	0
Energy & Environment - Request for Information	99	99	0	99	0
Site Management - Request for information	75	75	0	75	0
Damage to shelter - Shelter damaged over time	45	45	0	0	0
Shelter Materials - Request additional materials	42	42	0	0	0
Stairs - Requested	41	0	41	71	0
Food Security - Request for information	36	36	0	36	0
LPG Gas - Not enough for family	32	32	0	0	0
Health - Request for information	30	29	1	30	0
LPG Gas - Did not receive cylinder	22	0	22	7	15
Shelter Materials - Missed Distribution	20	0	20	28	0
Drainage - Drain Requested	19	0	19	43	0
Shelter Materials - Too far to distribution	15	15	0	0	0



Tickets Analysis by Sector

	Protection	Shelter & NFI	Site Development	Energy & Environment	WASH	Site Management	Food Security	Health	ID Documents	Education	Livelihood	Nutrition
Tickets Received	714	409	297	158	125	77	43	31	5	1	0	0
Total Closed on the Spot	696	383	0	132	114	76	40	29	4	0	0	0
Total Referred	18	26	297	26	11	1	3	2	1	1	0	0
Total Replies	707	288	491	108	117	76	43	31	0	1	0	0
Open Tickets	0	0	0	0	0	0	0	0	1	0	0	0

Top Open Tickets this Month

Ticket Description	Count
LPG Gas - Did not receive cylinder	15
NFI - Missed Distribution	3
Food distributions - Household has not received food	2
Latrine - New toilet requested	2
Soap & Hygiene Kit - Did not receive	2
Water tap - Not enough water	2
Bathing Station - Requested	1
Cooking Stove - Did not receive	1
Lamp post or Street light - Damaged, broken, or needs improvement	1
Latrine - Needs desludging	1
LPG Gas - Did not receive refill	1
SCOPE Card - Lost	1
Shelter Number - Requested	1
Tubewell - Requested	1
Water tap - Requested	1

Common Feedback Platform - CFP

Monthly Camp Report | April 2026 | **Camp 09**

Summary for April 2026

1,544 tickets received in this camp

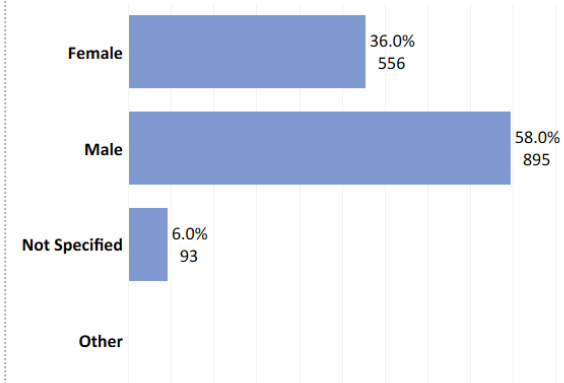
1,260 tickets closed on the spot*

284 tickets referred to relevant actors

1,206 responses given by relevant actors

**Responses can be given within the same month or at a later date which might make the responses given higher than the referred tickets.*

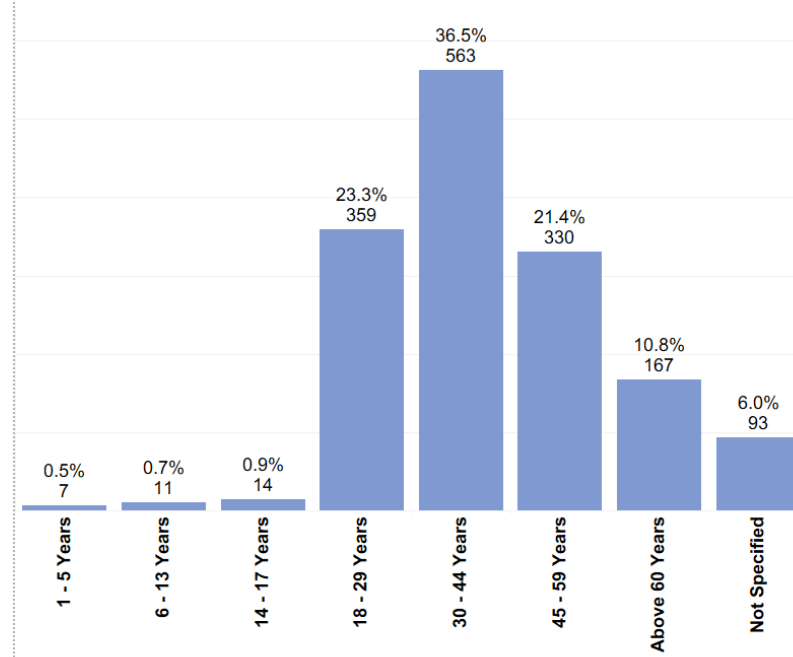
Tickets received by gender



Top Tickets this Month

Ticket Description	Total Received	Total Closed on the Spot	Total Referred	Total Replies	Open Tickets
Protection - Request for Protection Interventions	326	303	23	325	0
Protection - Request for information	273	268	5	273	0
Shelter & NFI - Request for information	166	166	0	166	0
Damage to shelter - Shelter damaged over time	144	144	0	0	0
WASH - Request for information	79	79	0	79	0
Food Security - Request for information	71	71	0	71	0
Slope Protection (erosion) - Damaged, broken, or needs improvement	54	0	54	44	10
Health - Request for information	36	36	0	36	0
Shelter Materials - Request additional materials	29	29	0	0	0
Energy & Environment - Request for Information	28	28	0	28	0
LPG Gas - Not enough for family	27	27	0	0	0
Stairs - Damaged, broken, or needs improvement	24	0	24	13	11
Latrine - Needs desludging	23	0	23	22	1
Site Management - Request for information	23	23	0	23	0
Drainage - Drain Requested	22	0	22	15	7
Slope Protection (erosion) - Requested	20	0	20	10	10
Food distributions - Request for more food each month	19	19	0	0	0

Tickets Received per Age Group



Tickets Analysis by Sector

	Protection	Shelter & NFI	Site Development	WASH	Food Security	Energy & Environment	Site Management	Health	Livelihood	Education	ID Documents	Nutrition
Tickets Received	600	358	170	125	108	85	52	38	5	3	0	0
Total Closed on the Spot	572	349	1	82	108	56	48	36	5	3	0	0
Total Referred	28	9	169	43	0	29	4	2	0	0	0	0
Total Replies	598	171	105	113	89	61	25	36	5	3	0	0
Open Tickets	0	0	64	0	0	0	0	0	0	0	0	0

Top Open Tickets this Month

Ticket Description	Count
Stairs - Damaged, broken, or needs improvement	11
Slope Protection (erosion) - Damaged, broken, or needs improvement	10
Slope Protection (erosion) - Requested	10
Shelter Number - Requested	9
Drainage - Drain Requested	7
Drainage - Blocked or Water logging	6
Drainage - Damaged, broken, or needs improvement	6
Water tap - Requested	5
Stairs - Requested	4
Fence or railing for path or stairs - Damaged, broken, or needs improvement	3
LPG Gas - Lost token	3
Soap & Hygiene Kit - Did not receive	3
Fence or railing for path or stairs - Requested	2
Lamp post or Street light - Requested	2
Latrine - Broken	2
LPG Porters - Requested	2
Pathway - Requested	2

Common Feedback Platform - CFP

Monthly Camp Report | April 2026 | **Camp 10**

Summary for April 2026

1,331 tickets received in this camp

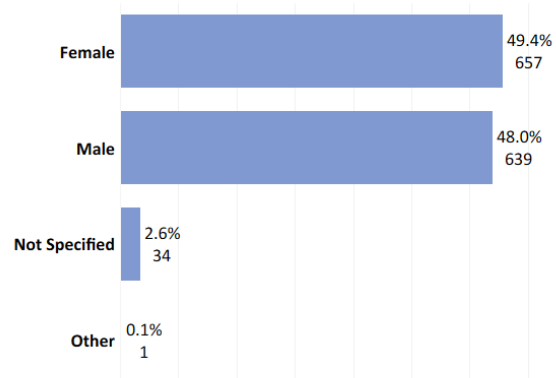
869 tickets closed on the spot*

462 tickets referred to relevant actors

1,330 responses given by relevant actors

**Responses can be given within the same month or at a later date which might make the responses given higher than the referred tickets.*

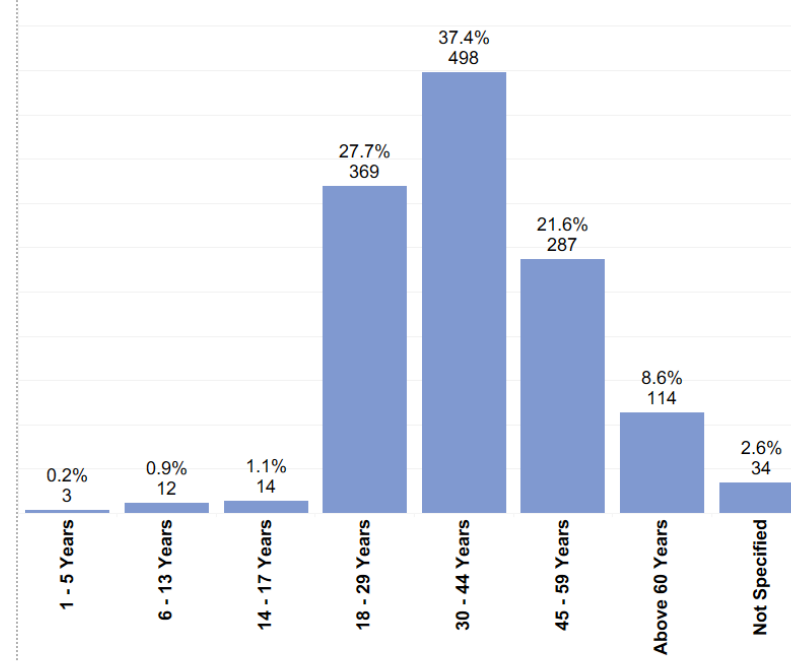
Tickets received by gender



Top Tickets this Month

Ticket Description	Total Received	Total Closed on the Spot	Total Referred	Total Replies	Open Tickets
Protection - Request for Protection Interventions	399	383	16	397	0
Slope Protection (erosion) - Requested	175	0	175	207	0
Shelter & NFI - Request for information	167	167	0	167	0
Protection - Request for information	144	144	0	144	0
Site Development - Request for Information	75	75	0	75	0
Shelter Materials - Missed Distribution	46	0	46	14	32
Food Security - Request for information	45	45	0	45	0
Stairs - Requested	43	0	43	66	0
Drainage - Drain Requested	39	0	39	26	13
Site Management - Request for information	18	18	0	18	0
Trash Disposal - Trash bins requested	18	0	18	12	6
Health - Request for information	15	15	0	15	0
Water tap - Poor quality water	14	0	14	0	14
LPG Gas - Did not receive cylinder	13	0	13	18	0
Community Conflict - Tree Cutting	12	0	12	8	4
Shelter Number - Requested	12	0	12	15	0
Drainage - Blocked or Water logging	9	0	9	17	0

Tickets Received per Age Group



Tickets Analysis by Sector

	Protection	Site Development	Shelter & NFI	WASH	Food Security	Site Management	Energy & Environment	Health	ID Documents	Education	Livelihood	Nutrition
Tickets Received	545	374	227	58	50	32	21	16	4	3	1	0
Total Closed on the Spot	529	76	167	7	48	18	2	16	4	1	1	0
Total Referred	16	298	60	51	2	14	19	0	0	2	0	0
Total Replies	543	436	197	28	51	32	23	16	0	3	1	0
Open Tickets	0	0	0	23	0	0	0	0	0	0	0	0

Top Open Tickets this Month

Ticket Description	Count
Shelter Materials - Missed Distribution	32
Water tap - Poor quality water	14
Drainage - Drain Requested	13
Latrine - Broken	6
Trash Disposal - Trash bins requested	6
Community Conflict - Tree Cutting	4
LPG Porters - Requested	3
Drainage Cover (Slab) - Requested	2
Latrine - Needs desludging	2
Slope Protection (erosion) - Damaged, broken, or needs improvement	2
Tubewell - Not Working	2
Drainage - Damaged, broken, or needs improvement	1
Food Porters - Requested	1
Shelter Number - Needs to be changed	1
Tubewell - Requested	1
Water tap - Requested	1

Common Feedback Platform - CFP

Monthly Camp Report | April 2026 | **Camp 11**

Summary for April 2026

1,719 tickets received in this camp

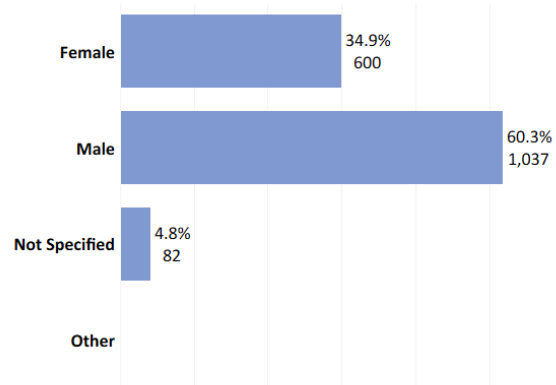
1,214 tickets closed on the spot*

505 tickets referred to relevant actors

1,430 responses given by relevant actors

**Responses can be given within the same month or at a later date which might make the responses given higher than the referred tickets.*

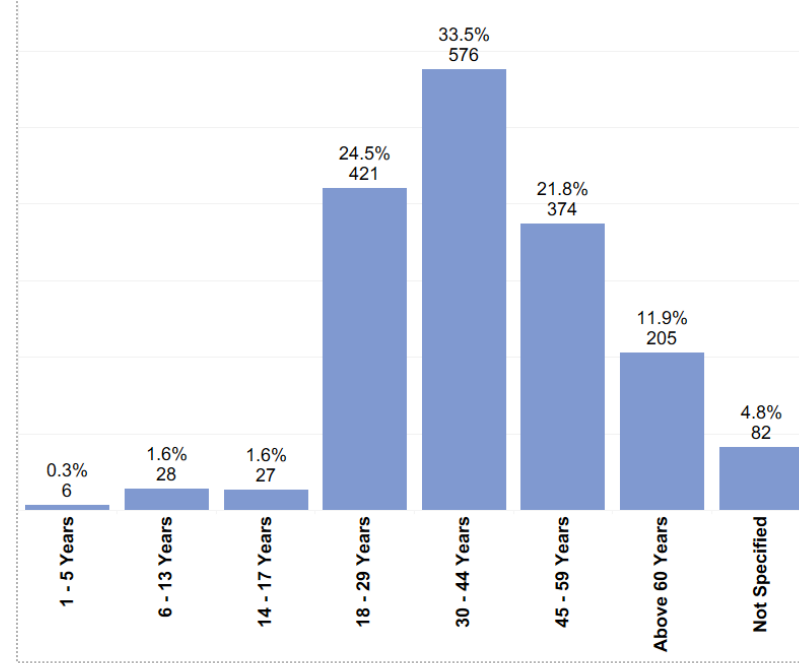
Tickets received by gender



Top Tickets this Month

Ticket Description	Total Received	Total Closed on the Spot	Total Referred	Total Replies	Open Tickets
Protection - Request for Protection Interventions	627	599	28	605	0
Protection - Request for information	251	251	0	251	0
Slope Protection (erosion) - Damaged, broken, or needs improvement	190	0	190	63	127
Shelter Materials - Missed Distribution	102	0	102	116	0
Damage to shelter - Shelter damaged over time	99	99	0	0	0
Shelter Materials - Request additional materials	52	52	0	0	0
Shelter & NFI - Request for information	43	43	0	43	0
Cash for Work - Has not been selected for CFW in long time	38	38	0	0	0
Food Security - Request for information	29	29	0	29	0
Health - Request for information	28	28	0	28	0
LPG Gas - Did not receive refill	24	0	24	53	0
Cash for Work - Has not been enrolled	22	0	22	1	21
Site Management - Request for information	22	22	0	22	0
Slope Protection (erosion) - Requested	22	0	22	13	9
LPG Gas - Did not receive cylinder	17	0	17	35	0
Stairs - Requested	16	0	16	7	9
Drainage - Blocked or Water logging	13	0	13	9	4

Tickets Received per Age Group



Tickets Analysis by Sector

	Protection	Shelter & NFI	Site Development	Site Management	Energy & Environment	Food Security	Health	WASH	Education	Livelihood	ID Documents	Nutrition
Tickets Received	879	317	274	84	59	37	28	28	6	4	3	0
Total Closed on the Spot	851	202	0	60	10	37	28	14	6	4	2	0
Total Referred	28	115	274	24	49	0	0	14	0	0	1	0
Total Replies	857	173	113	27	155	35	28	29	6	4	3	0
Open Tickets	0	0	161	0	0	0	0	0	0	0	0	0

Top Open Tickets this Month

Ticket Description	Count
Slope Protection (erosion) - Damaged, broken, or needs improvement	127
Cash for Work - Has not been enrolled	21
Slope Protection (erosion) - Requested	9
Stairs - Requested	9
Shelter Number - Requested	7
Drainage - Drain Requested	6
Pathway - Damaged, broken, or needs improvement	5
Drainage - Blocked or Water logging	4
Water tap - Requested	3
Drainage - Damaged, broken, or needs improvement	2
Pathway - Requested	2
Stairs - Damaged, broken, or needs improvement	2
Cash for Work - Was charged to enroll or be selected	1
Community Conflict - Tree Cutting	1
Lamp post or Street light - Requested	1
LPG Porters - Requested	1
Shelter Kit - Requested (new arrival)	1

Common Feedback Platform - CFP

Monthly Camp Report | April 2026 | **Camp 12**

Summary for April 2026

2,232 tickets received in this camp

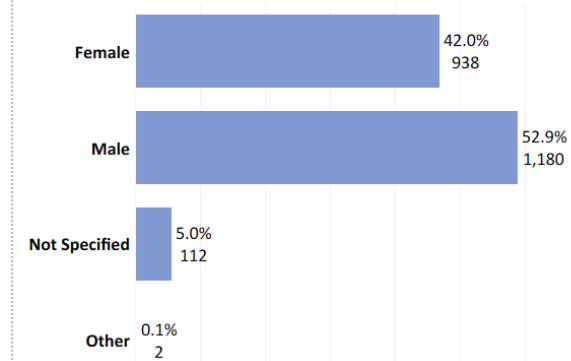
1,302 tickets closed on the spot*

930 tickets referred to relevant actors

1,750 responses given by relevant actors

**Responses can be given within the same month or at a later date which might make the responses given higher than the referred tickets.*

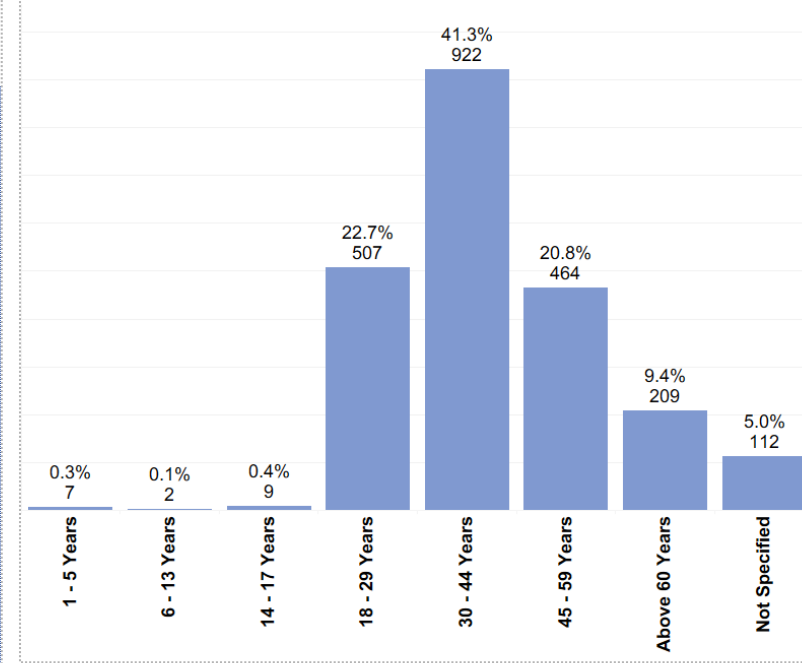
Tickets received by gender



Top Tickets this Month

Ticket Description	Total Received	Total Closed on the Spot	Total Referred	Total Replies	Open Tickets
Protection - Request for Protection Interventions	660	641	19	649	0
Shelter Materials - Missed Distribution	436	0	436	10	426
Shelter & NFI - Request for information	242	242	0	242	0
Protection - Request for information	196	193	3	196	0
Slope Protection (erosion) - Requested	176	0	176	135	41
Energy & Environment - Request for Information	89	89	0	89	0
LPG Gas - Did not receive refill	69	0	69	90	0
Food Security - Request for information	41	41	0	41	0
Health - Request for information	36	36	0	36	0
WASH - Request for information	33	33	0	33	0
Stairs - Requested	28	0	28	27	1
Drainage - Drain Requested	23	0	23	22	1
Slope Protection (erosion) - Damaged, broken, or needs improvement	22	0	22	29	0
Soap & Hygiene Kit - Did not receive	20	0	20	5	15
LPG Gas - Did not receive cylinder	16	0	16	24	0
Site Management - Request for information	14	14	0	14	0
Cooking Stove - Did not receive	10	0	10	10	0

Tickets Received per Age Group



Tickets Analysis by Sector

	Protection	Shelter & NFI	Site Development	Energy & Environment	WASH	Food Security	Health	Site Management	ID Documents	Livelihood	Education	Nutrition
Tickets Received	856	693	281	193	77	49	36	25	12	6	3	1
Total Closed on the Spot	834	242	0	89	33	41	36	14	4	6	3	0
Total Referred	22	451	281	104	44	8	0	11	8	0	0	1
Total Replies	845	256	239	225	55	51	36	22	11	6	3	1
Open Tickets	0	195	42	0	0	0	0	0	0	0	0	0

Top Open Tickets this Month

Ticket Description	Count
Shelter Materials - Missed Distribution	426
Slope Protection (erosion) - Requested	41
Soap & Hygiene Kit - Did not receive	15
NFI - Missed Distribution	6
Shelter Number - Requested	6
Water tap - Requested	5
Community Conflict - Tree Cutting	4
Pathway - Requested	4
Fence or railing for path or stairs - Requested	3
Latrine - New toilet requested	3
LPG Porters - Requested	3
Trash Disposal - Trash pick-up needed	3
Bathing Station - Requested	2
Drainage - Damaged, broken, or needs improvement	2
Stairs - Damaged, broken, or needs improvement	2
Bridge - Requested	1
Drainage - Drain Requested	1

Common Feedback Platform - CFP

Monthly Camp Report | April 2026 | **Camp 13**

Summary for April 2026

1,253 tickets received in this camp

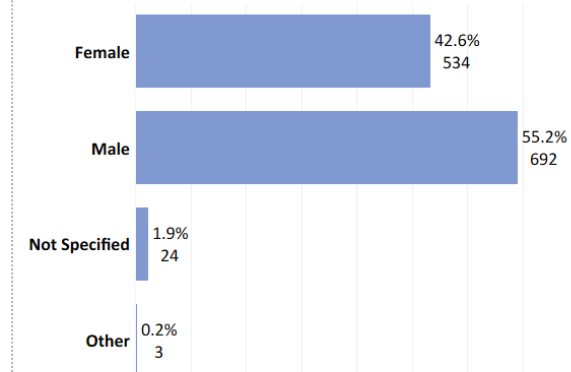
824 tickets closed on the spot*

429 tickets referred to relevant actors

990 responses given by relevant actors

**Responses can be given within the same month or at a later date which might make the responses given higher than the referred tickets.*

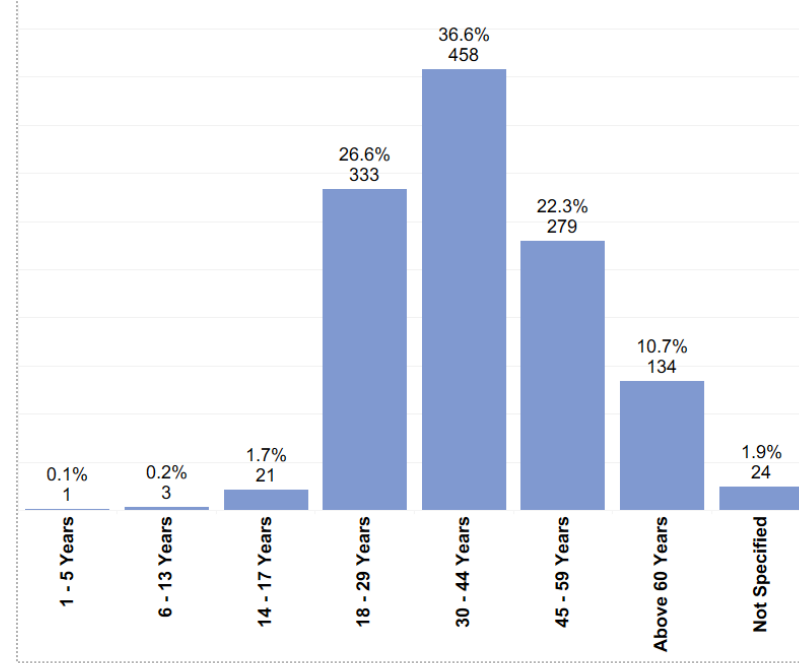
Tickets received by gender



Top Tickets this Month

Ticket Description	Total Received	Total Closed on the Spot	Total Referred	Total Replies	Open Tickets
Protection - Request for Protection Interventions	597	584	13	590	0
Shelter Materials - Missed Distribution	144	0	144	42	102
Protection - Request for information	127	123	4	127	0
Slope Protection (erosion) - Damaged, broken, or needs improvement	80	0	80	47	33
Slope Protection (erosion) - Requested	39	0	39	22	17
Cash for Work - Has not been selected for CFW in long time	29	29	0	0	0
Shelter Number - Requested	28	0	28	30	0
Cash for Work - Requested CFW	18	18	0	0	0
Drainage - Drain Requested	18	0	18	6	12
Health - Request for information	18	18	0	18	0
Shelter & NFI - Request for information	16	16	0	16	0
Cash for Work - Has not been enrolled	14	0	14	0	14
Food Security - Request for information	13	13	0	13	0
Drainage - Blocked or Water logging	11	0	11	5	6
Site Management - Request for information	11	11	0	11	0
Pathway - Damaged, broken, or needs improvement	9	0	9	1	8
Stairs - Damaged, broken, or needs improvement	9	0	9	3	6

Tickets Received per Age Group



Tickets Analysis by Sector

	Protection	Shelter & NFI	Site Development	Site Management	Health	WASH	Food Security	Energy & Environment	ID Documents	Education	Livelihood	Nutrition
Tickets Received	724	196	196	74	18	17	14	11	2	1	0	0
Total Closed on the Spot	707	17	0	59	18	5	14	2	2	0	0	0
Total Referred	17	179	196	15	0	12	0	9	0	1	0	0
Total Replies	717	89	108	15	18	14	14	14	0	1	0	0
Open Tickets	0	90	88	0	0	0	0	0	0	0	0	0

Top Open Tickets this Month

Ticket Description	Count
Shelter Materials - Missed Distribution	102
Slope Protection (erosion) - Damaged, broken, or needs improvement	33
Slope Protection (erosion) - Requested	17
Cash for Work - Has not been enrolled	14
Drainage - Drain Requested	12
Pathway - Damaged, broken, or needs improvement	8
NFI - Missed Distribution	7
Drainage - Blocked or Water logging	6
Stairs - Damaged, broken, or needs improvement	6
Drainage Cover (Slab) - Requested	4
Drainage - Damaged, broken, or needs improvement	3
LPG Gas - Lost token	3
Stairs - Requested	3
Water tap - Not enough water	2
Bathing Station - Requested	1
Clearing and levelling ground - Requested	1
Community Conflict - Tree Cutting	1

Common Feedback Platform - CFP

Monthly Camp Report | April 2026 | **Camp 14**

Summary for April 2026

1,885 tickets received in this camp

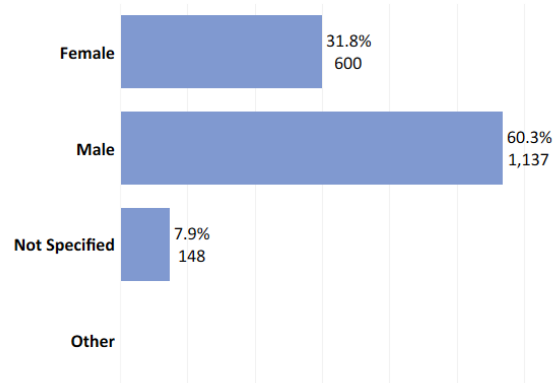
1,620 tickets closed on the spot*

265 tickets referred to relevant actors

1,603 responses given by relevant actors

**Responses can be given within the same month or at a later date which might make the responses given higher than the referred tickets.*

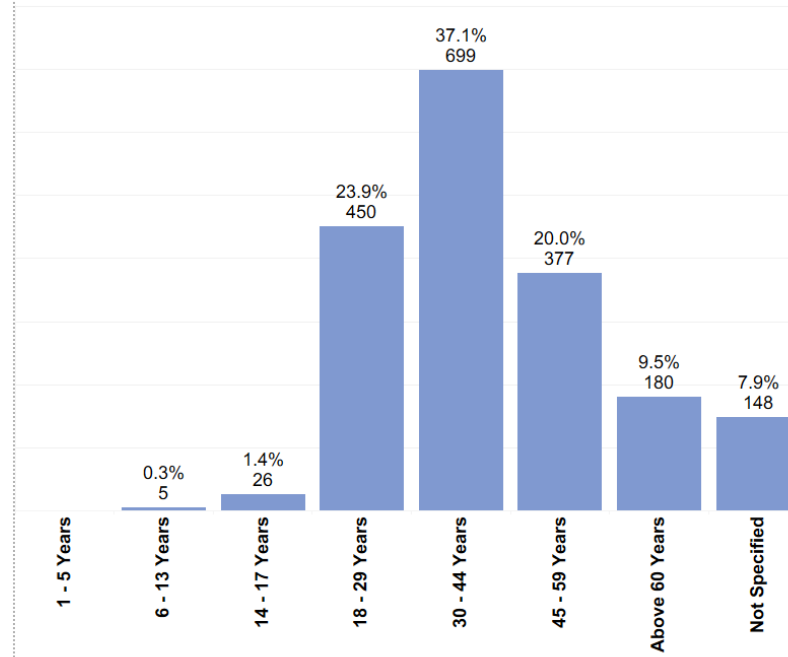
Tickets received by gender



Top Tickets this Month

Ticket Description	Total Received	Total Closed on the Spot	Total Referred	Total Replies	Open Tickets
Protection - Request for Protection Interventions	639	621	18	624	0
Protection - Request for information	302	298	4	302	0
Shelter & NFI - Request for information	186	186	0	186	0
Health - Request for information	101	101	0	101	0
Slope Protection (erosion) - Damaged, broken, or needs improvement	91	0	91	82	9
Food Security - Request for information	81	81	0	81	0
Cash for Work - Requested CFW	77	77	0	0	0
Slope Protection (erosion) - Requested	42	0	42	57	0
LPG Gas - Not enough for family	40	40	0	0	0
Shelter Number - Requested	36	0	36	9	27
Cash for Work - Has not been selected for CFW in long time	33	33	0	0	0
WASH - Request for information	27	27	0	27	0
SMART Card & Family Attestation - Request for individual SMART card	24	24	0	0	0
Site Management - Request for information	19	19	0	19	0
Drainage - Drain Requested	15	0	15	15	0
Damage to shelter - Shelter damaged over time	13	13	0	0	0
Food distributions - Request for more food each month	11	11	0	0	0

Tickets Received per Age Group



Tickets Analysis by Sector

	Protection	Shelter & NFI	Site Development	Site Management	Food Security	Health	Energy & Environment	WASH	ID Documents	Livelihood	Education	Nutrition
Tickets Received	950	255	181	147	103	102	52	45	40	6	4	0
Total Closed on the Spot	928	214	3	141	102	101	44	37	40	6	4	0
Total Referred	22	41	178	6	1	1	8	8	0	0	0	0
Total Replies	933	199	202	21	90	101	6	43	0	6	2	0
Open Tickets	0	0	0	0	0	0	2	0	0	0	0	0

Top Open Tickets this Month

Ticket Description	Count
Shelter Number - Requested	27
Slope Protection (erosion) - Damaged, broken, or needs improvement	9
Community Conflict - Tree Cutting	3
Pathway - Requested	2
Relocation & Repatriation - Relocation to another camp	2
Community Conflict - Latrine	1
Drainage Cover (Slab) - Requested	1
Food Porters - Requested	1
Latrine - New toilet requested	1
LPG Gas - Did not receive cylinder	1
LPG Gas - Did not receive refill	1
LPG Gas - Lost or stolen cylinder	1
LPG Porters - Requested	1
NFI - Missed Distribution	1
Treatment - Treatment not good quality	1

Common Feedback Platform - CFP

Monthly Camp Report | April 2026 | **Camp 15**

Summary for April 2026

2,213 tickets received in this camp

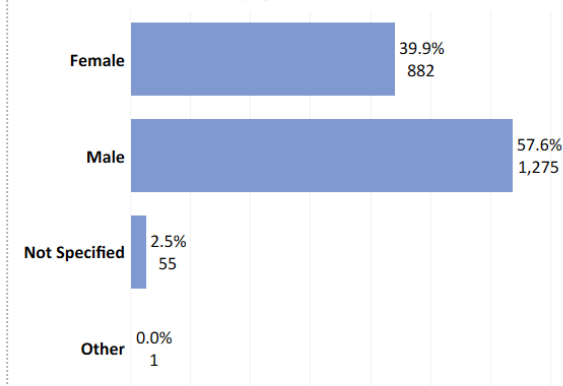
1,920 tickets closed on the spot*

293 tickets referred to relevant actors

1,922 responses given by relevant actors

*Responses can be given within the same month or at a later date which might make the responses given higher than the referred tickets.

Tickets received by gender



Top Tickets this Month

Ticket Description	Total Received	Total Closed on the Spot	Total Referred	Total Replies	Open Tickets
Protection - Request for Protection Interventions	726	693	33	695	0
Shelter & NFI - Request for information	251	251	0	251	0
Livelihood - Request for information	175	175	0	175	0
Protection - Request for information	151	147	4	151	0
Food Security - Request for information	146	146	0	146	0
Health - Request for information	121	121	0	121	0
Shelter Materials - Request additional materials	104	104	0	0	0
Slope Protection (erosion) - Damaged, broken, or needs improvement	90	0	90	91	0
Cash for Work - Has not been selected for CFW in long time	67	67	0	0	0
Slope Protection (erosion) - Requested	63	0	63	65	0
LPG Gas - Not enough for family	44	44	0	0	0
WASH - Request for information	39	39	0	39	0
Cash for Work - Requested CFW	34	34	0	0	0
NFI - Request additional materials	26	26	0	0	0
Site Management - Request for information	20	20	0	20	0
Damage to shelter - Shelter damaged over time	16	16	0	0	0
Drainage - Drain Requested	13	0	13	27	0

Tickets Received per Age Group

Tickets Analysis by Sector

	Protection	Shelter & NFI	Site Development	Livelihood	Food Security	Site Management	Health	WASH	Energy & Environment	Education	ID Documents	Nutrition
Tickets Received	877	411	196	175	161	127	126	60	59	19	2	0
Total Closed on the Spot	840	398	0	175	159	121	121	39	52	15	0	0
Total Referred	37	13	196	0	2	6	5	21	7	4	2	0
Total Replies	846	263	251	175	150	36	124	64	7	6	0	0
Open Tickets	0	0	0	0	0	0	0	0	0	0	2	0

Top Open Tickets this Month

Ticket Description

Water tap - Requested	5
Food distributions - Missed Token	2
LPG Gas - Did not receive refill	2
Relocation & Repatriation - Relocation to another camp	2
Trash Disposal - Trash pick-up needed	2
Drainage Cover (Slab) - Requested	1
General Health Card - Fully filled up	1
General Health Card - Requested	1
Latrine - Broken	1
LPG Gas - Lost or stolen cylinder	1
NFI - Missed Distribution	1
SCOPE Card - Fingerprint scan is not working	1
SCOPE Card - No balance on card	1
Shelter Materials - Missed Distribution	1
Shelter Number - Needs to be changed	1
Temporary Learning Centre - Poor quality teaching or instruction	1
When is the next Shelter Materials distribution day	1

Common Feedback Platform - CFP

Monthly Camp Report | April 2026 | **Camp 16**

Summary for April 2026

1,153 tickets received in this camp

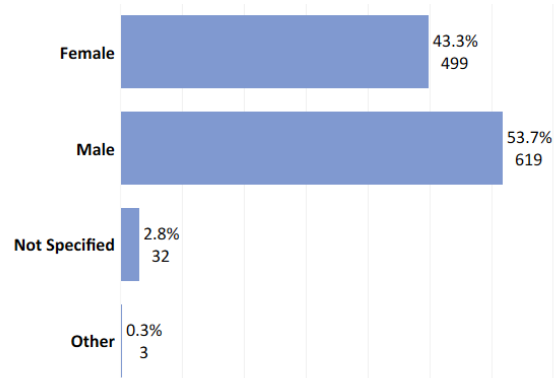
993 tickets closed on the spot*

160 tickets referred to relevant actors

1,199 responses given by relevant actors

**Responses can be given within the same month or at a later date which might make the responses given higher than the referred tickets.*

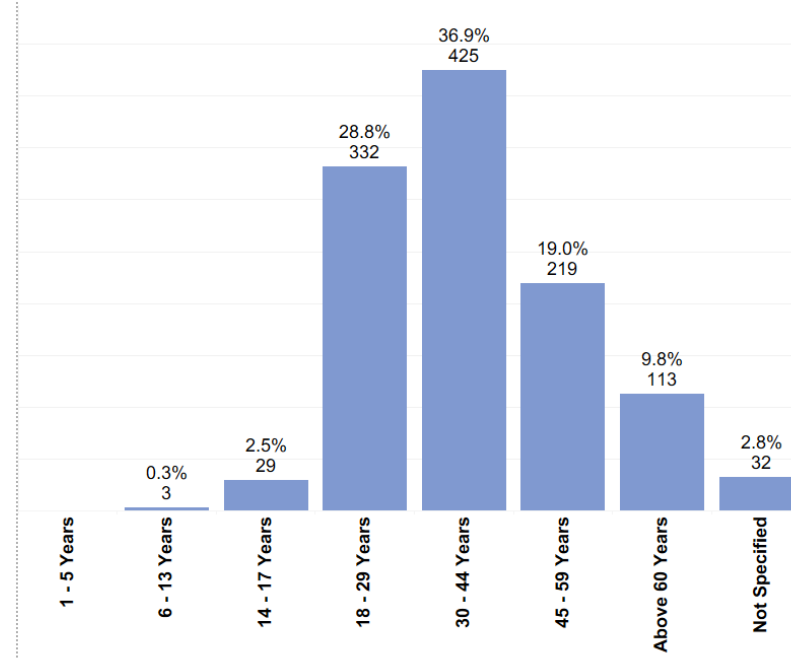
Tickets received by gender



Top Tickets this Month

Ticket Description	Total Received	Total Closed on the Spot	Total Referred	Total Replies	Open Tickets
Protection - Request for Protection Interventions	266	257	9	262	0
Shelter & NFI - Request for information	232	232	0	232	0
Protection - Request for information	127	126	1	127	0
Shelter Materials - Request additional materials	119	119	0	0	0
WASH - Request for information	84	84	0	84	0
Health - Request for information	69	69	0	69	0
Food Security - Request for information	48	48	0	48	0
Slope Protection (erosion) - Requested	37	0	37	56	0
Cash for Work - Has not been selected for CFW in long time	16	16	0	0	0
Energy & Environment - Request for Information	16	16	0	16	0
Slope Protection (erosion) - Damaged, broken, or needs improvement	16	0	16	37	0
Cash for Work - Has not been enrolled	14	0	14	25	0
Shelter Number - Requested	12	0	12	8	4
Site Management - Request for information	11	11	0	11	0
Pathway - Requested	9	0	9	20	0
Drainage - Blocked or Water logging	8	0	8	24	0
Latrine - Needs desludging	7	0	7	8	0

Tickets Received per Age Group



Tickets Analysis by Sector

	Protection	Shelter & NFI	WASH	Site Development	Health	Food Security	Site Management	Energy & Environment	Education	Livelihood	ID Documents	Nutrition
Tickets Received	398	368	103	94	70	48	43	25	2	2	0	0
Total Closed on the Spot	388	352	84	0	69	48	29	19	2	2	0	0
Total Referred	10	16	19	94	1	0	14	6	0	0	0	0
Total Replies	394	259	135	188	69	48	37	56	2	2	9	0
Open Tickets	0	0	0	0	0	0	0	0	0	0	0	0

Top Open Tickets this Month

Ticket Description	Count
Shelter Number - Requested	4
Shelter Number - Needs to be changed	3
Community Conflict - Waste water & drainage	1
General Health Card - Fully filled up	1

Common Feedback Platform - CFP

Monthly Camp Report | April 2026 | **Camp 17**

Summary for April 2026

1,589 tickets received in this camp

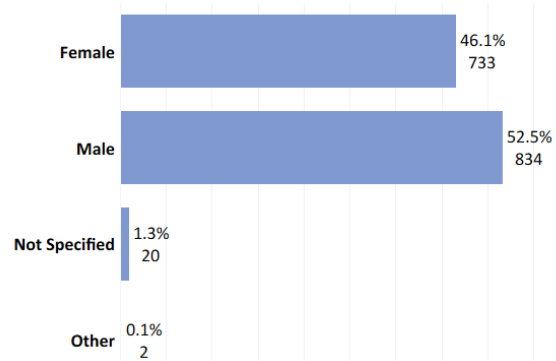
868 tickets closed on the spot*

721 tickets referred to relevant actors

881 responses given by relevant actors

**Responses can be given within the same month or at a later date which might make the responses given higher than the referred tickets.*

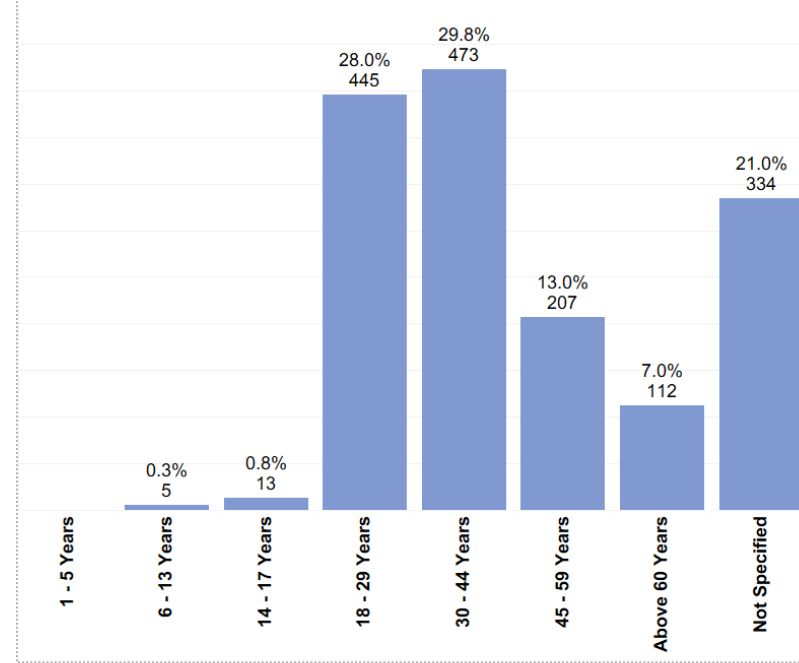
Tickets received by gender



Top Tickets this Month

Ticket Description	Total Received	Total Closed on the Spot	Total Referred	Total Replies	Open Tickets
Damage to shelter - Shelter damaged over time	395	0	395	0	395
Protection - Request for Protection Interventions	274	260	14	270	0
Shelter & NFI - Request for information	232	232	0	232	0
Damage to shelter - Shelter damaged by weather	213	0	213	0	213
Protection - Request for information	135	133	2	135	0
Energy & Environment - Request for Information	85	85	0	85	0
Site Management - Request for information	59	59	0	59	0
Food Security - Request for information	41	41	0	41	0
Pathway - Damaged, broken, or needs improvement	40	0	40	0	40
Health - Request for information	30	30	0	30	0
LPG Gas - Not enough for family	30	0	30	0	30
WASH - Request for information	20	20	0	20	0
Stairs - Damaged, broken, or needs improvement	7	0	7	0	7
Request for additional room - Request for new room	6	0	6	0	6

Tickets Received per Age Group



Tickets Analysis by Sector

	Shelter & NFI	Protection	Energy & Environment	Site Management	Site Development	Food Security	Health	WASH	Livelihood	Education	ID Documents	Nutrition
Tickets Received	850	413	116	61	49	46	31	20	2	1	0	0
Total Closed on the Spot	232	397	85	59	0	42	30	20	2	1	0	0
Total Referred	618	16	31	2	49	4	1	0	0	0	0	0
Total Replies	232	409	85	59	0	42	31	20	2	1	0	0
Open Tickets	386	0	0	0	49	0	0	0	0	0	0	0

Top Open Tickets this Month

Ticket Description	Count
Damage to shelter - Shelter damaged over time	395
Damage to shelter - Shelter damaged by weather	213
Pathway - Damaged, broken, or needs improvement	40
LPG Gas - Not enough for family	30
Stairs - Damaged, broken, or needs improvement	7
Request for additional room - Request for new room	6
Shelter Materials - Request additional materials	4
Food distributions - Household has not received food	2
Pathway - Requested	2
Relocation & Repatriation - Relocation within camp	2
Food Porters - Requested	1
Pressure Cooker - Did not receive	1
Request for fresh food enlistment - Request for fresh food	1

Common Feedback Platform - CFP

Monthly Camp Report | April 2026 | **Camp 18**

Summary for April 2026

1,831 tickets received in this camp

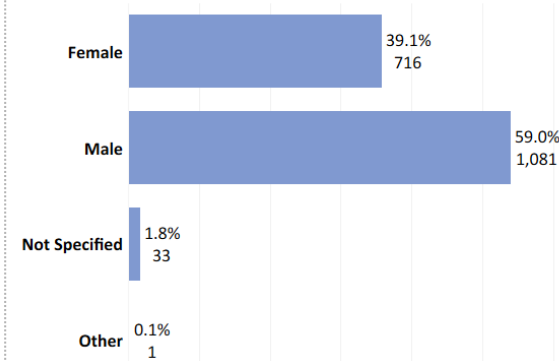
1,399 tickets closed on the spot*

432 tickets referred to relevant actors

1,640 responses given by relevant actors

**Responses can be given within the same month or at a later date which might make the responses given higher than the referred tickets.*

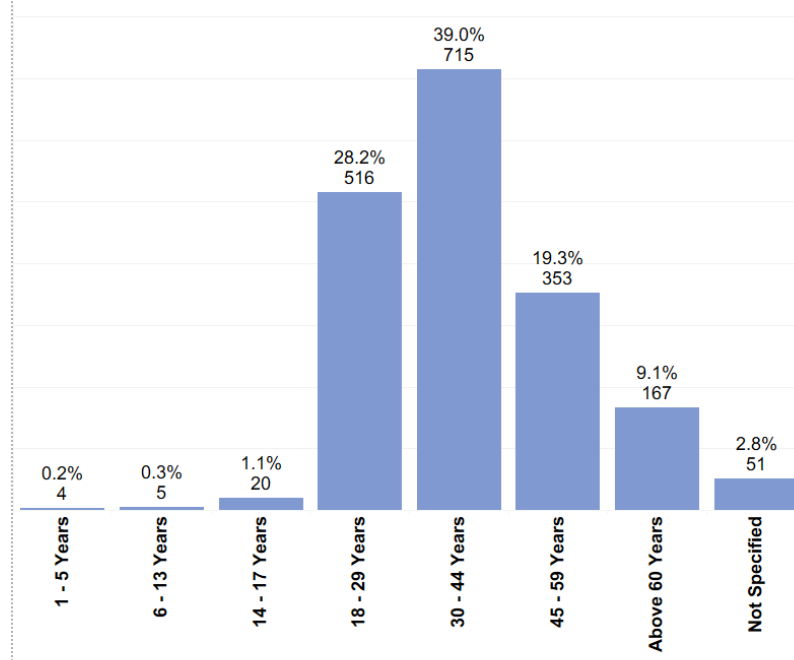
Tickets received by gender



Top Tickets this Month

Ticket Description	Total Received	Total Closed on the Spot	Total Referred	Total Replies	Open Tickets
Protection - Request for Protection Interventions	467	454	13	461	0
Shelter & NFI - Request for information	231	231	0	231	0
Protection - Request for information	156	156	0	156	0
Shelter Materials - Request additional materials	138	138	0	0	0
Slope Protection (erosion) - Requested	137	0	137	219	0
Food Security - Request for information	132	132	0	132	0
Slope Protection (erosion) - Damaged, broken, or needs improvement	89	0	89	139	0
Health - Request for information	79	79	0	79	0
Shelter Number - Requested	46	0	46	24	22
Cash for Work - Has not been selected for CFW in long time	35	35	0	0	0
Drainage - Drain Requested	32	0	32	21	11
Energy & Environment - Request for Information	32	32	0	32	0
WASH - Request for information	32	32	0	32	0
Site Management - Request for information	28	28	0	28	0
Stairs - Damaged, broken, or needs improvement	27	0	27	16	11
Cooking set (gas & stove) - Requested	19	18	1	0	1
LPG Gas - Lost or stolen cylinder	14	0	14	9	5

Tickets Received per Age Group



Tickets Analysis by Sector

	Protection	Shelter & NFI	Site Development	Food Security	Energy & Environment	Health	Site Management	WASH	Education	ID Documents	Livelihood	Nutrition
Tickets Received	628	437	320	137	94	79	67	67	1	1	0	0
Total Closed on the Spot	615	385	0	136	75	79	64	44	1	0	0	0
Total Referred	13	52	320	1	19	0	3	23	0	1	0	0
Total Replies	621	255	431	135	45	79	30	43	1	0	0	0
Open Tickets	0	0	0	0	0	0	0	0	0	1	0	0

Top Open Tickets this Month

Ticket Description	Count
Shelter Number - Requested	22
Drainage - Drain Requested	11
Stairs - Damaged, broken, or needs improvement	11
Water tap - Requested	6
LPG Gas - Lost or stolen cylinder	5
Community Conflict - Tree Cutting	2
Drainage - Damaged, broken, or needs improvement	2
Latrine - New toilet requested	2
NFI - Missed Distribution	2
Shelter Kit - Requested (new arrival)	2
Bathing Station - Requested	1
Bridge - Damaged, broken, or needs improvement	1
Cooking set (gas & stove) - Requested	1
Cooking Stove - Lost or stolen	1
Drainage - Blocked or Water logging	1
Food Porters - Requested	1
Latrine - Needs desludging	1

Common Feedback Platform - CFP

Monthly Camp Report | April 2026 | **Camp 19**

Summary for April 2026

1,335 tickets received in this camp

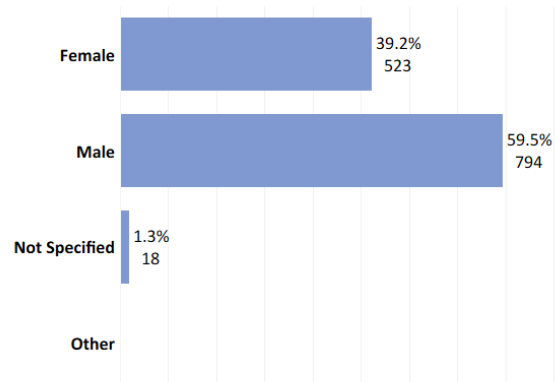
1,066 tickets closed on the spot*

269 tickets referred to relevant actors

1,101 responses given by relevant actors

**Responses can be given within the same month or at a later date which might make the responses given higher than the referred tickets.*

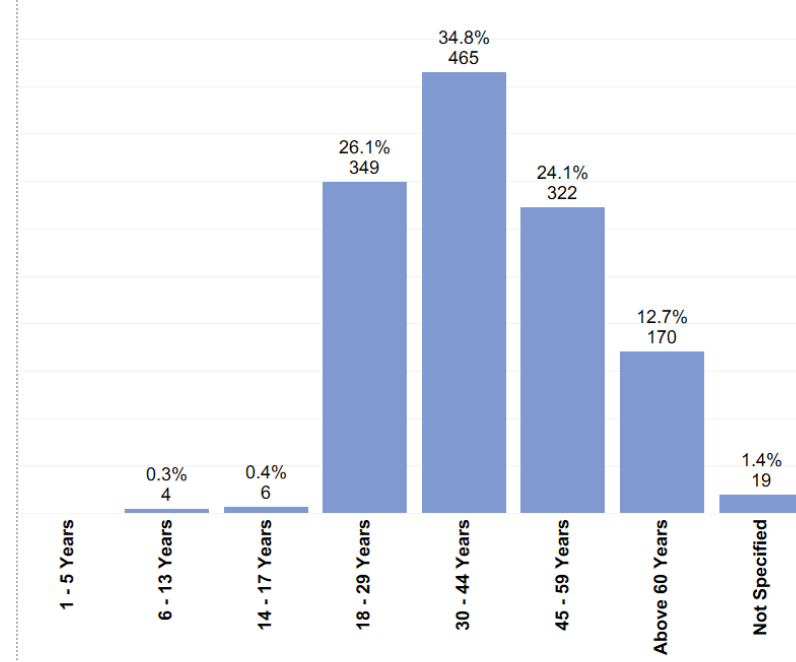
Tickets received by gender



Top Tickets this Month

Ticket Description	Total Received	Total Closed on the Spot	Total Referred	Total Replies	Open Tickets
Protection - Request for Protection Interventions	598	595	3	596	0
Slope Protection (erosion) - Damaged, broken, or needs improvement	101	0	101	79	22
Health - Request for information	89	89	0	89	0
Protection - Request for information	87	87	0	87	0
Shelter Materials - Request additional materials	83	83	0	0	0
Cash for Work - Has not been selected for CFW in long time	69	69	0	0	0
Shelter & NFI - Request for information	68	68	0	68	0
Soap & Hygiene Kit - Did not receive	28	0	28	39	0
Slope Protection (erosion) - Requested	17	0	17	13	4
Stairs - Damaged, broken, or needs improvement	17	0	17	7	10
LPG Gas - Did not receive cylinder	14	0	14	0	14
Shelter Number - Requested	13	0	13	14	0
Food Security - Request for information	12	12	0	12	0
Cash for Work - Requested CFW	10	10	0	0	0
Drainage - Damaged, broken, or needs improvement	10	0	10	9	1
Site Management - Request for information	9	9	0	9	0
Drainage - Drain Requested	8	0	8	8	0

Tickets Received per Age Group



Tickets Analysis by Sector

	Protection	Site Development	Shelter & NFI	Health	Site Management	WASH	Energy & Environment	Food Security	ID Documents	Livelihood	Education	Nutrition
Tickets Received	692	194	167	89	88	46	36	18	4	1	0	0
Total Closed on the Spot	689	0	154	89	88	7	17	18	3	1	0	0
Total Referred	3	194	13	0	0	39	19	0	1	0	0	0
Total Replies	684	141	86	89	15	58	9	16	2	1	0	0
Open Tickets	0	53	0	0	0	0	10	0	0	0	0	0

Top Open Tickets this Month

Ticket Description	Count
Slope Protection (erosion) - Damaged, broken, or needs improvement	22
LPG Gas - Did not receive cylinder	14
Stairs - Damaged, broken, or needs improvement	10
Slope Protection (erosion) - Requested	4
Stairs - Requested	4
Drainage - Blocked or Water logging	3
Drainage Cover (Slab) - Requested	3
LPG Gas - Lost or stolen cylinder	3
Pathway - Damaged, broken, or needs improvement	3
Lamp post or Street light - Damaged, broken, or needs improvement	2
Pathway - Requested	2
Bridge - Requested	1
Clearing and levelling ground - Requested	1
Drainage - Damaged, broken, or needs improvement	1
LPG Porters - Requested	1
Trash Disposal - Trash pick-up needed	1
Water tap - Not enough water	1

Common Feedback Platform - CFP

Monthly Camp Report | April 2026 | **Camp 20**

Summary for April 2026

1,770 tickets received in this camp

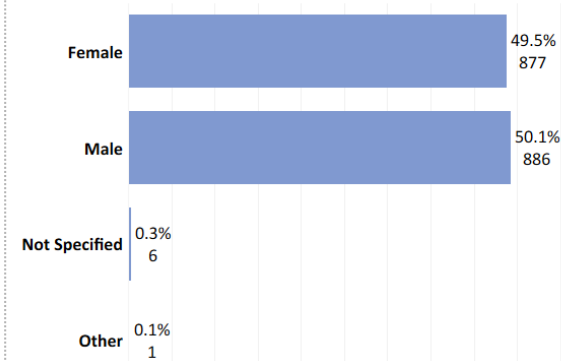
1,598 tickets closed on the spot*

172 tickets referred to relevant actors

1,234 responses given by relevant actors

**Responses can be given within the same month or at a later date which might make the responses given higher than the referred tickets.*

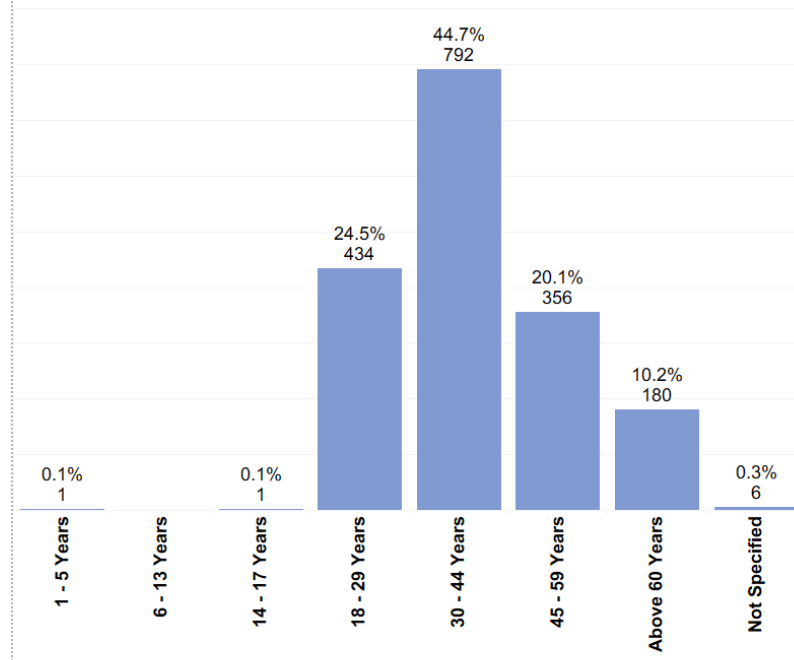
Tickets received by gender



Top Tickets this Month

Ticket Description	Total Received	Total Closed on the Spot	Total Referred	Total Replies	Open Tickets
Protection - Request for Protection Interventions	228	216	12	228	0
Protection - Request for information	188	186	2	188	0
Shelter & NFI - Request for information	188	184	4	188	0
Damage to shelter - Shelter damaged over time	172	172	0	0	0
Health - Request for information	146	144	2	146	0
Energy & Environment - Request for Information	113	112	1	113	0
Cash for Work - Has not been selected for CFW in long time	98	98	0	0	0
Cash for Work - Requested CFW	98	98	0	0	0
Livelihood - Request for information	78	78	0	78	0
Site Management - Request for information	70	70	0	70	0
WASH - Request for information	62	61	1	62	0
Site Development - Request for Information	42	41	1	42	0
Food Security - Request for information	39	38	1	39	0
Slope Protection (erosion) - Requested	25	0	25	0	25
LPG Gas - Not enough for family	17	17	0	0	0
NFI - Request additional materials	16	16	0	0	0
Cash for Work - Has not been enrolled	14	0	14	31	0

Tickets Received per Age Group



Tickets Analysis by Sector

	Protection	Shelter & NFI	Site Management	Energy & Environment	Health	Site Development	WASH	Livelihood	Food Security	ID Documents	Education	Nutrition
Tickets Received	420	389	282	152	148	131	93	78	45	21	11	0
Total Closed on the Spot	406	380	266	140	144	41	73	78	40	19	11	0
Total Referred	14	9	16	12	4	90	20	0	5	2	0	0
Total Replies	416	193	101	115	146	42	82	78	50	0	11	0
Open Tickets	0	0	0	0	0	48	0	0	0	2	0	0

Top Open Tickets this Month

Ticket Description	Count
Slope Protection (erosion) - Requested	25
Slope Protection (erosion) - Damaged, broken, or needs improvement	14
Stairs - Damaged, broken, or needs improvement	13
Drainage - Blocked or Water logging	11
LPG Gas - Did not receive cylinder	7
Drainage - Damaged, broken, or needs improvement	6
Drainage Cover (Slab) - Requested	4
Pathway - Damaged, broken, or needs improvement	4
Stairs - Requested	4
Bathing Station - Requested	2
Drainage - Drain Requested	2
Drainage Cover (Slab) - Damaged, broken, or needs improvement	2
General Health Card - Lost, damaged or Stolen	2
Lamp post or Street light - Damaged, broken, or needs improvement	2
LPG Gas - Lost or stolen cylinder	2
SCOPE Card - Lost	2
Bathing Station - Broken or Damaged	1

Common Feedback Platform - CFP

Monthly Camp Report | April 2026 | **Camp 20 Ext**

Summary for April 2026

1,059 tickets received in this camp

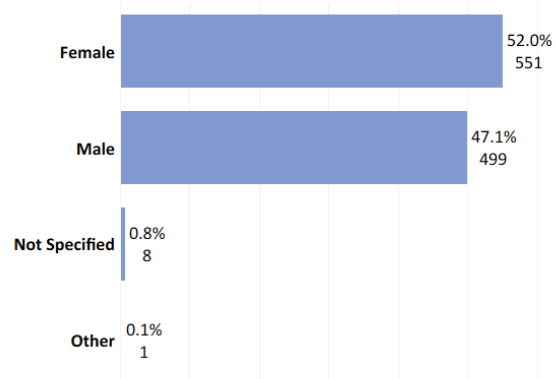
745 tickets closed on the spot*

314 tickets referred to relevant actors

568 responses given by relevant actors

**Responses can be given within the same month or at a later date which might make the responses given higher than the referred tickets.*

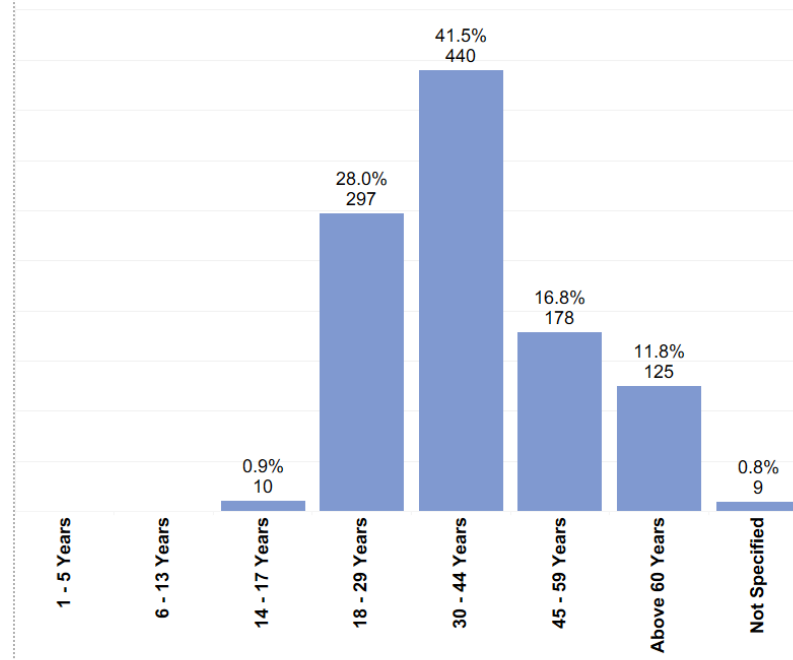
Tickets received by gender



Top Tickets this Month

Ticket Description	Total Received	Total Closed on the Spot	Total Referred	Total Replies	Open Tickets
Protection - Request for Protection Interventions	253	242	11	250	0
Damage to shelter - Shelter damaged over time	141	141	0	0	0
Cash for Work - Has not been enrolled	126	0	126	62	64
Shelter & NFI - Request for information	114	113	1	114	0
Cash for Work - Requested CFW	73	73	0	0	0
Drainage - Damaged, broken, or needs improvement	31	0	31	5	26
Protection - Request for information	31	31	0	31	0
Cash for Work - Has not been selected for CFW in long time	25	25	0	0	0
NFI - Request additional materials	24	24	0	0	0
Slope Protection (erosion) - Damaged, broken, or needs improvement	20	0	20	3	17
Food Security - Request for information	19	19	0	19	0
LPG Gas - Did not receive cylinder	18	0	18	0	18
Pathway - Damaged, broken, or needs improvement	15	0	15	7	8
Slope Protection (erosion) - Requested	15	0	15	3	12
Health - Request for information	13	13	0	13	0
Lamp post or Street light - Damaged, broken, or needs improvement	8	0	8	0	8
Site Management - Request for information	8	8	0	8	0

Tickets Received per Age Group



Tickets Analysis by Sector

	Protection	Shelter & NFI	Site Management	Site Development	Energy & Environment	ID Documents	Food Security	WASH	Health	Livelihood	Education	Nutrition
Tickets Received	290	281	235	115	36	31	26	25	18	2	0	0
Total Closed on the Spot	279	278	106	0	13	24	24	6	13	2	0	0
Total Referred	11	3	129	115	23	7	2	19	5	0	0	0
Total Replies	281	114	71	22	10	4	22	29	13	2	0	0
Open Tickets	0	0	58	93	13	3	0	0	0	0	0	0

Top Open Tickets this Month

Ticket Description	Count
Cash for Work - Has not been enrolled	64
Drainage - Damaged, broken, or needs improvement	26
LPG Gas - Did not receive cylinder	18
Slope Protection (erosion) - Damaged, broken, or needs improvement	17
Slope Protection (erosion) - Requested	12
Lamp post or Street light - Damaged, broken, or needs improvement	8
Pathway - Damaged, broken, or needs improvement	8
General Health Card - Lost, damaged or Stolen	5
Pathway - Requested	5
Drainage - Blocked or Water logging	4
Drainage Cover (Slab) - Damaged, broken, or needs improvement	4
Drainage - Drain Requested	3
Drainage Cover (Slab) - Requested	3
Lamp post or Street light - Requested	3
SCOPE Card - Has not received new SCOPE Card	3
Food distributions - Household has not received food	2
LPG Gas - Lost token	2

Common Feedback Platform - CFP

Monthly Camp Report | April 2026 | **Camp 21**

Summary for April 2026

1,838 tickets received in this camp

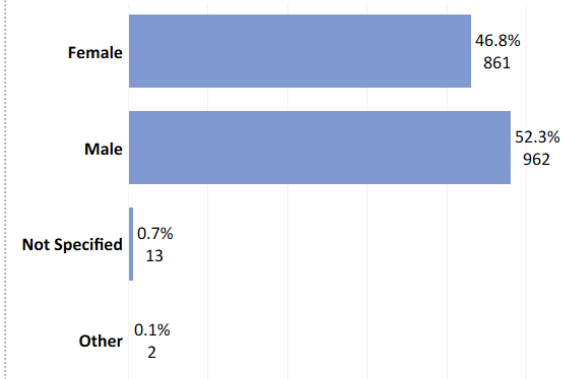
851 tickets closed on the spot*

987 tickets referred to relevant actors

1,146 responses given by relevant actors

**Responses can be given within the same month or at a later date which might make the responses given higher than the referred tickets.*

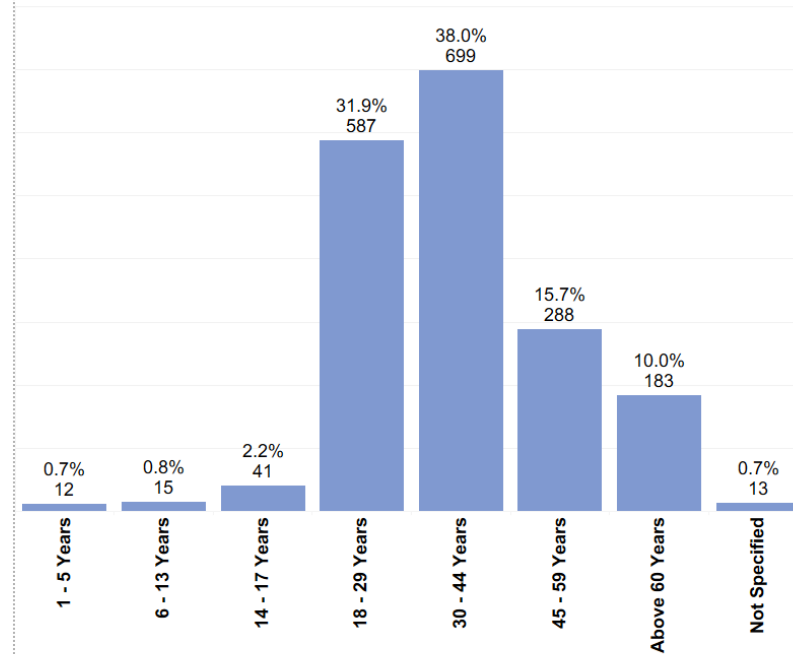
Tickets received by gender



Top Tickets this Month

Ticket Description	Total Received	Total Closed on the Spot	Total Referred	Total Replies	Open Tickets
Damage to shelter - Shelter damaged over time	475	0	475	110	365
Protection - Request for Protection Interventions	456	431	25	453	0
Energy & Environment - Request for Information	304	185	119	304	0
Pathway - Damaged, broken, or needs improvement	159	0	159	0	159
Damage to shelter - Shelter damaged by weather	100	0	100	0	100
Protection - Request for information	94	84	10	94	0
Shelter & NFI - Request for information	64	55	9	64	0
Food Security - Request for information	37	33	4	37	0
Food Security - Feedback	23	15	8	23	0
Site Management - Request for information	23	23	0	23	0
LPG Gas - Not enough for family	18	0	18	4	14
Stairs - Damaged, broken, or needs improvement	17	0	17	0	17
WASH - Request for information	16	10	6	16	0
Request for additional room - Request for new room	9	0	9	0	9
Health - Request for information	8	7	1	8	0
Livelihood - Request for information	6	6	0	6	0
Bathing Station - Requested	5	0	5	0	5

Tickets Received per Age Group



Tickets Analysis by Sector

	Shelter & NFI	Protection	Energy & Environment	Site Development	Food Security	WASH	Site Management	Health	Livelihood	Education	ID Documents	Nutrition
Tickets Received	651	551	322	183	61	29	25	9	6	1	0	0
Total Closed on the Spot	55	516	185	0	48	10	23	7	6	1	0	0
Total Referred	596	35	137	183	13	19	2	2	0	0	0	0
Total Replies	176	548	308	0	60	16	23	8	6	1	0	0
Open Tickets	420	0	0	183	0	3	0	0	0	0	0	0

Top Open Tickets this Month

Ticket Description	Count
Damage to shelter - Shelter damaged over time	365
Pathway - Damaged, broken, or needs improvement	159
Damage to shelter - Shelter damaged by weather	100
Stairs - Damaged, broken, or needs improvement	17
LPG Gas - Not enough for family	14
Request for additional room - Request for new room	9
Bathing Station - Requested	5
Drainage - Blocked or Water logging	3
Slope Protection (erosion) - Requested	3
Latrine - Latrine not working properly	2
Solar light - Requesting the new light	2
Water tap & Tubewell - Requesting new facility	2
Bathing Station - Broken or Damaged	1
Bathing Station - Locked by someone	1
Food distributions - HH wants someone outside their family to collect food	1
Health - Assessment of medical conditions required	1
Pathway - Requested	1

Common Feedback Platform - CFP

Monthly Camp Report | April 2026 | **Camp 22**

Summary for April 2026

1,700 tickets received in this camp

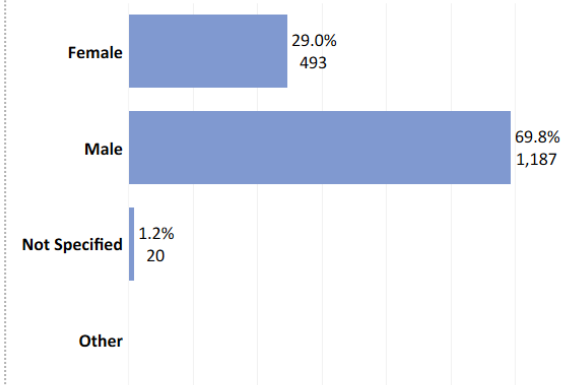
1,497 tickets closed on the spot*

203 tickets referred to relevant actors

1,016 responses given by relevant actors

**Responses can be given within the same month or at a later date which might make the responses given higher than the referred tickets.*

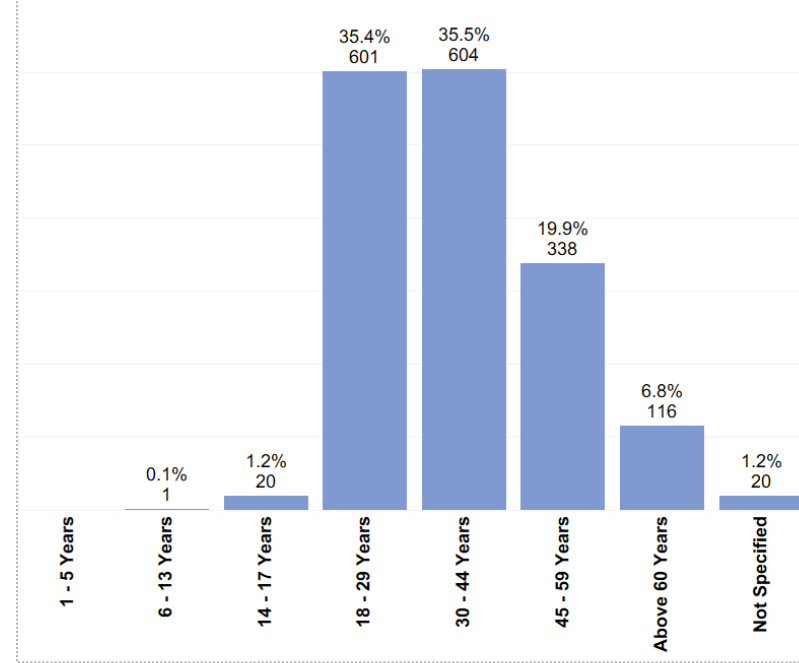
Tickets received by gender



Top Tickets this Month

Ticket Description	Total Received	Total Closed on the Spot	Total Referred	Total Replies	Open Tickets
Protection - Request for Protection Interventions	305	291	14	301	0
NFI - Request additional materials	194	194	0	0	0
Protection - Request for information	184	183	1	184	0
Shelter & NFI - Request for information	156	156	0	156	0
LPG Gas - Not enough for family	126	126	0	0	0
WASH - Request for information	110	110	0	110	0
Cash for Work - Has not been selected for CFW in long time	106	106	0	0	0
Cooking Stove - Broken or not working	73	73	0	0	0
Food Security - Request for information	68	68	0	68	0
SMART Card & Family Attestation - Add New Born	43	43	0	0	0
Cash for Work - Requested CFW	32	32	0	0	0
Electricity Supply - Not working	29	0	29	47	0
SCOPE Card - Family Attestation doesn't match SCOPE	28	0	28	10	18
Farming supplies - Requested	23	23	0	0	0
Slope Protection (erosion) - Requested	22	0	22	21	1
SCOPE Card - Has not received new SCOPE Card	21	0	21	7	14
Energy & Environment - Request for Information	16	16	0	16	0

Tickets Received per Age Group



Tickets Analysis by Sector

	Protection	Shelter & NFI	Energy & Environment	Site Management	WASH	ID Documents	Food Security	Site Development	Health	Education	Livelihood	Nutrition
Tickets Received	493	378	233	177	126	110	93	76	7	4	3	0
Total Closed on the Spot	478	363	217	148	124	60	93	0	7	4	3	0
Total Referred	15	15	16	29	2	50	0	76	0	0	0	0
Total Replies	489	158	26	57	110	20	70	72	7	4	3	0
Open Tickets	0	0	0	0	0	30	0	4	0	0	0	0

Top Open Tickets this Month

Ticket Description	Count
SCOPE Card - Family Attestation doesn't match SCOPE	18
SCOPE Card - Has not received new SCOPE Card	14
Shelter Number - Requested	13
Cooking Stove - Did not receive	7
Drainage - Drain Requested	7
Pathway - Damaged, broken, or needs improvement	3
Latrine - New toilet requested	2
Pathway - Requested	2
Stairs - Requested	2
Lamp post or Street light - Damaged, broken, or needs improvement	1
Lamp post or Street light - Requested	1
Slope Protection (erosion) - Requested	1

Common Feedback Platform - CFP

Monthly Camp Report | April 2026 | **Camp 24**

Summary for April 2026

1,582 tickets received in this camp

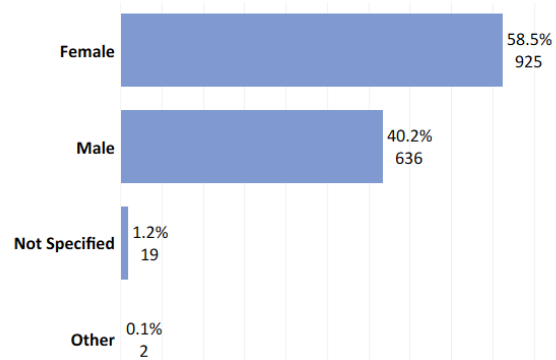
1,257 tickets closed on the spot*

325 tickets referred to relevant actors

1,347 responses given by relevant actors

**Responses can be given within the same month or at a later date which might make the responses given higher than the referred tickets.*

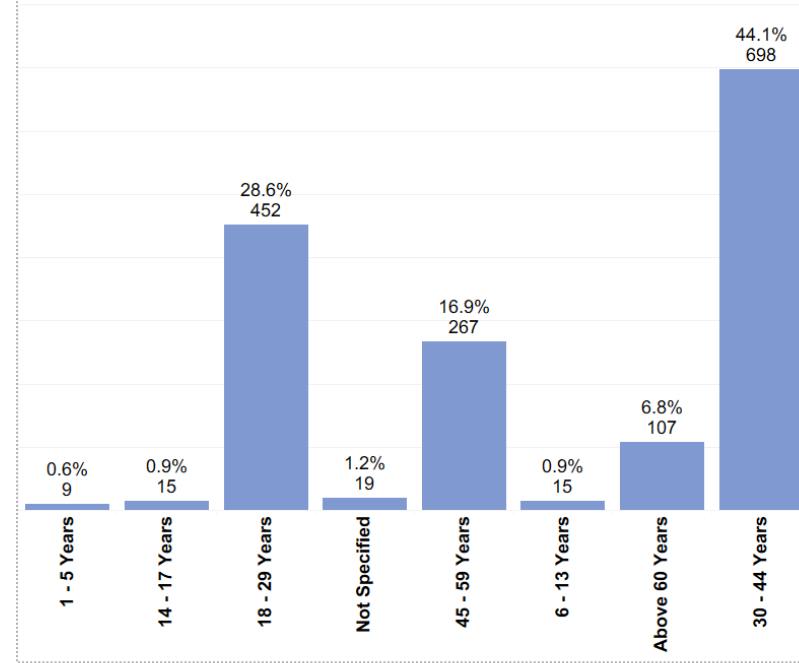
Tickets received by gender



Top Tickets this Month

Ticket Description	Total Received	Total Closed on the Spot	Total Referred	Total Replies	Open Tickets
Protection - Request for information	465	422	43	465	0
Protection - Request for Protection Interventions	317	287	30	313	0
Shelter & NFI - Request for information	121	94	27	121	0
Health - Request for information	120	108	12	120	0
Cash for Work - Has not been selected for CFW in long time	57	57	0	0	0
Shelter Materials - Request additional materials	53	53	0	0	0
Food Security - Feedback	42	40	2	42	0
Shelter & NFI - Feedback	41	36	5	41	0
Food Security - Request for information	32	31	1	32	0
Livelihood - Request for information	32	31	1	32	0
Cash for Work - Requested CFW	28	28	0	0	0
LPG Gas - Did not receive cylinder	28	0	28	21	7
Cooking Stove - Did not receive	26	0	26	26	0
NFI - Request additional materials	25	25	0	0	0
Drainage - Blocked or Water logging	24	0	24	5	19
Site Management - Request for information	23	22	1	23	0
Soap & Hygiene Kit - Did not receive	22	0	22	17	5

Tickets Received per Age Group



Tickets Analysis by Sector

	Protection	Shelter & NFI	Health	Site Management	Food Security	Site Development	Energy & Environment	WASH	Livelihood	ID Documents	Education	Nutrition
Tickets Received	786	250	120	116	82	66	55	50	32	20	5	0
Total Closed on the Spot	713	209	108	109	71	2	1	9	31	0	4	0
Total Referred	73	41	12	7	11	64	54	41	1	20	1	0
Total Replies	782	164	120	28	75	45	47	26	32	23	5	0
Open Tickets	0	0	0	0	0	19	7	15	0	0	0	0

Top Open Tickets this Month

Ticket Description	Count
Drainage - Blocked or Water logging	19
Food distributions - Household has not received food	8
Latrine - Needs desludging	8
LPG Gas - Did not receive cylinder	7
Shelter Number - Requested	7
Soap & Hygiene Kit - Did not receive	5
Latrine - New toilet requested	4
Cash for Work - Has not been enrolled	3
Latrine - Broken	3
Drainage - Drain Requested	2
Stairs - Requested	2
Latrine - Latrine not working properly	1
Pathway - Damaged, broken, or needs improvement	1
Pathway - Requested	1
Slope Protection (erosion) - Damaged, broken, or needs improvement	1

Common Feedback Platform - CFP

Monthly Camp Report | April 2026 | **Camp 25**

Summary for April 2026

1,133 tickets received in this camp

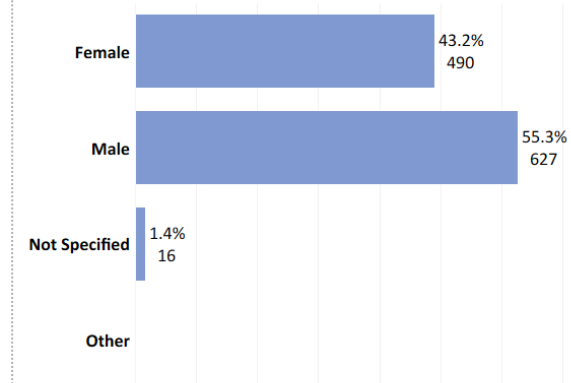
994 tickets closed on the spot*

139 tickets referred to relevant actors

804 responses given by relevant actors

**Responses can be given within the same month or at a later date which might make the responses given higher than the referred tickets.*

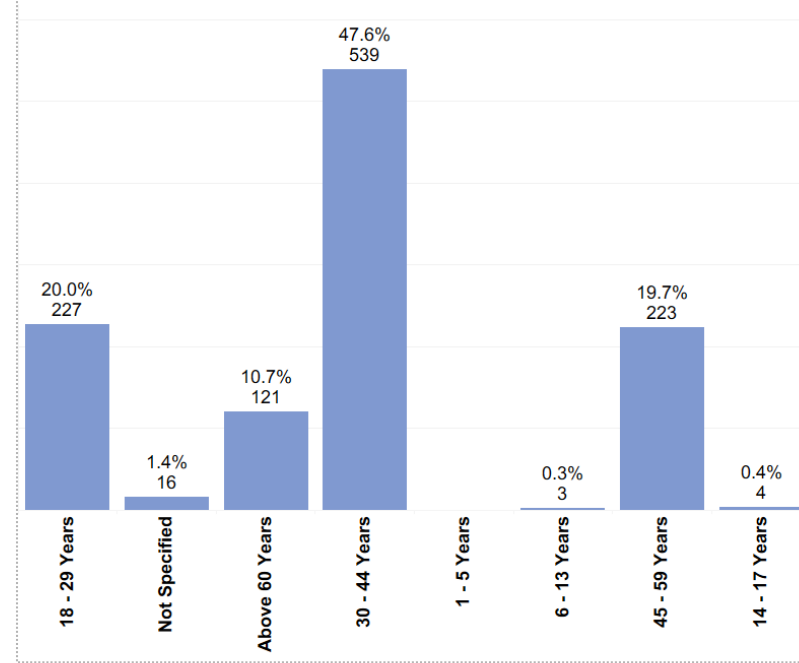
Tickets received by gender



Top Tickets this Month

Ticket Description	Total Received	Total Closed on the Spot	Total Referred	Total Replies	Open Tickets
Shelter & NFI - Feedback	266	260	6	266	0
Shelter & NFI - Request for information	143	143	0	143	0
Livelihood - Request for information	82	81	1	82	0
Protection - Request for Protection Interventions	80	75	5	79	0
Protection - Request for information	71	71	0	71	0
Cash for Work - Has not been selected for CFW in long time	65	65	0	0	0
Energy & Environment - Request for Information	46	46	0	46	0
LPG Gas - Not enough for family	43	43	0	0	0
Food distributions - Want to purchase more but not allowed	30	30	0	0	0
Site Management - Request for information	24	24	0	24	0
Soap & Hygiene Kit - Not enough	22	22	0	0	0
Shelter Number - Requested	19	0	19	4	15
Pathway - Requested	17	0	17	8	9
Damage to shelter - Shelter damaged over time	16	16	0	0	0
Drainage - Drain Requested	15	0	15	4	11
Shelter Materials - Request additional materials	15	15	0	0	0
Cooking Stove - Did not receive	14	0	14	6	8

Tickets Received per Age Group



Tickets Analysis by Sector

	Shelter & NFI	Protection	Energy & Environment	Site Management	Livelihood	Site Development	Food Security	WASH	ID Documents	Health	Nutrition	Education
Tickets Received	488	161	118	95	82	65	57	56	6	4	1	0
Total Closed on the Spot	463	156	104	95	81	1	57	27	6	4	0	0
Total Referred	25	5	14	0	1	64	0	29	0	0	1	0
Total Replies	413	152	52	24	82	39	12	23	3	4	0	0
Open Tickets	0	0	0	0	0	25	0	6	0	0	1	0

Top Open Tickets this Month

Ticket Description	Count
Shelter Number - Requested	15
Drainage - Drain Requested	11
Pathway - Requested	9
Cooking Stove - Did not receive	8
Slope Protection (erosion) - Requested	7
Latrine - New toilet requested	4
Bathing Station - Broken or Damaged	3
Latrine - Needs desludging	2
Pathway - Damaged, broken, or needs improvement	2
Soap & Hygiene Kit - Did not receive	2
Stairs - Requested	2
Water tap - Requested	2
Lamp post or Street light - Requested	1
Latrine - Broken	1
Nutrition Assistance - Did not receive distribution	1

Common Feedback Platform - CFP

Monthly Camp Report | April 2026 | **Camp 26**

Summary for April 2026

2,488 tickets received in this camp

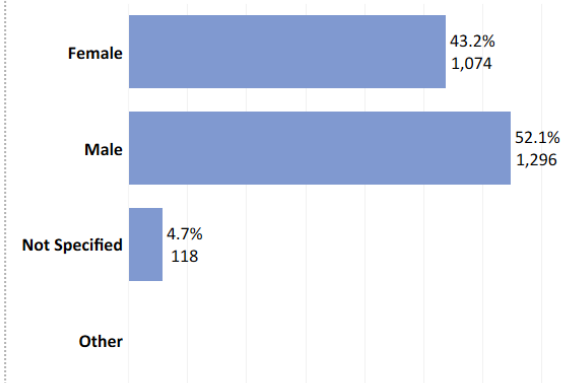
1,032 tickets closed on the spot*

1,456 tickets referred to relevant actors

1,739 responses given by relevant actors

**Responses can be given within the same month or at a later date which might make the responses given higher than the referred tickets.*

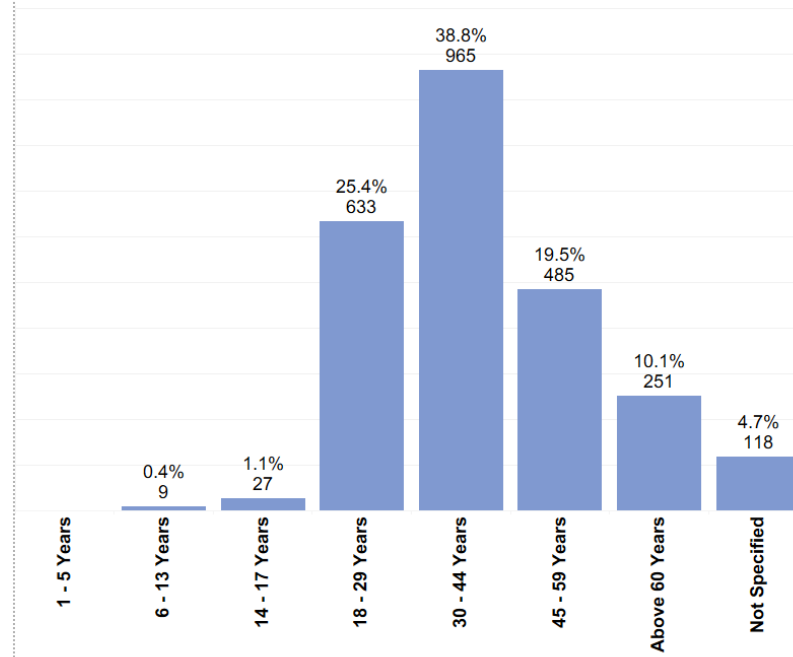
Tickets received by gender



Top Tickets this Month

Ticket Description	Total Received	Total Closed on the Spot	Total Referred	Total Replies	Open Tickets
Damage to shelter - Shelter damaged over time	861	0	861	196	665
Protection - Request for Protection Interventions	571	531	40	543	0
Protection - Request for information	359	243	116	359	0
Shelter & NFI - Request for information	212	137	75	212	0
Livelihood - Request for information	95	15	80	95	0
Energy & Environment - Request for Information	86	9	77	86	0
Health - Request for information	68	20	48	68	0
WASH - Request for information	66	9	57	66	0
Food Security - Request for information	62	35	27	62	0
Site Management - Request for information	33	28	5	33	0
Pathway - Damaged, broken, or needs improvement	25	0	25	0	25
Pathway - Requested	8	0	8	0	8
LPG Gas - Not enough for family	5	0	5	3	2
Relocation & Repatriation - Relocation within camp	5	0	5	5	0
Damage to shelter - Shelter damaged by weather	4	0	4	0	4
Shelter Materials - Request additional materials	4	0	4	0	4
Education - Request for information	3	0	3	3	0

Tickets Received per Age Group



Tickets Analysis by Sector

	Shelter & NFI	Protection	Livelihood	Energy & Environment	WASH	Health	Food Security	Site Management	Site Development	Education	ID Documents	Nutrition
Tickets Received	1,086	932	95	91	72	71	65	38	35	3	0	0
Total Closed on the Spot	138	776	15	9	9	20	37	28	0	0	0	0
Total Referred	948	156	80	82	63	51	28	10	35	3	0	0
Total Replies	411	904	95	89	66	69	64	38	0	3	0	0
Open Tickets	537	0	0	0	0	0	0	0	35	0	0	0

Top Open Tickets this Month

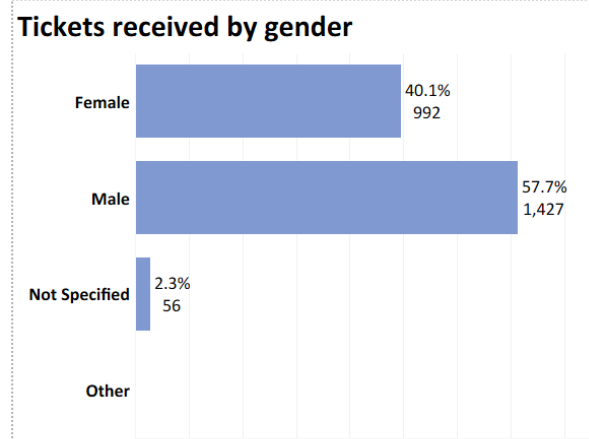
Ticket Description	Count
Damage to shelter - Shelter damaged over time	665
Pathway - Damaged, broken, or needs improvement	25
Pathway - Requested	8
Damage to shelter - Shelter damaged by weather	4
Shelter Materials - Request additional materials	4
Latrine - Latrine not working properly	3
Health - Assessment of medical conditions required	2
LPG Gas - Not enough for family	2
Request for additional room - Request for new room	2
Water tap - Poor quality water	2
Food distributions - Household has not received food	1
Stairs - Damaged, broken, or needs improvement	1
Stairs - Requested	1
Water tap & Tubewell - Not Working	1

Common Feedback Platform - CFP

Monthly Camp Report | April 2026 | **Camp 27**

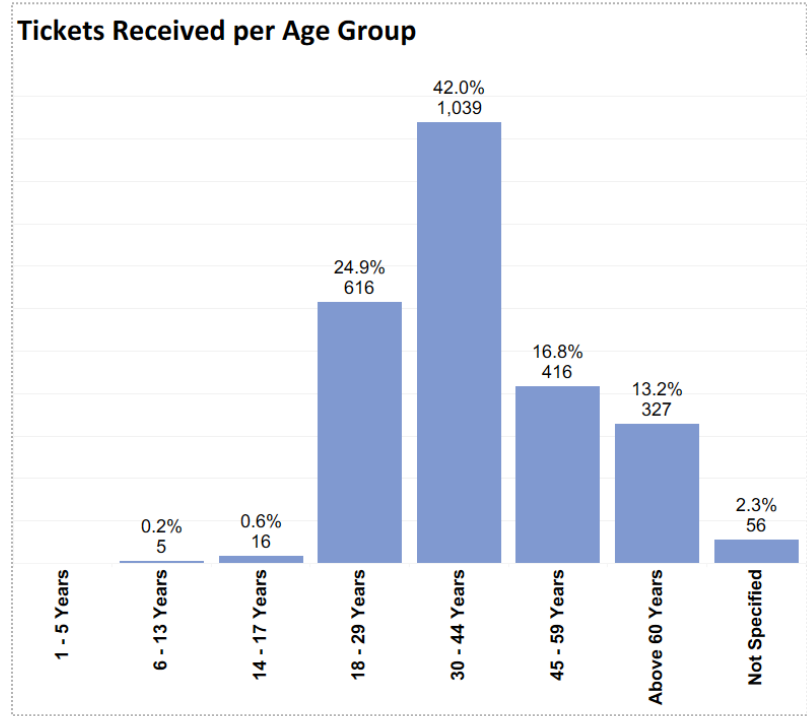
Summary for April 2026
2,475 tickets received in this camp
558 tickets closed on the spot*
1,917 tickets referred to relevant actors
1,963 responses given by relevant actors

**Responses can be given within the same month or at a later date which might make the responses given higher than the referred tickets.*



Top Tickets this Month

Ticket Description	Total Received	Total Closed on the Spot	Total Referred	Total Replies	Open Tickets
Damage to shelter - Shelter damaged over time	554	0	554	125	429
Energy & Environment - Request for Information	346	32	314	346	0
Protection - Request for information	340	103	237	340	0
Protection - Request for Protection Interventions	317	311	6	316	0
Shelter & NFI - Request for information	267	51	216	267	0
Food Security - Request for information	240	15	225	240	0
WASH - Request for information	209	24	185	209	0
Health - Request for information	101	6	95	101	0
Pathway - Damaged, broken, or needs improvement	36	0	36	0	36
Latrine - Needs desludging	10	0	10	1	9
Drainage - Blocked or Water logging	9	0	9	0	9
Pathway - Requested	9	0	9	0	9
Site Management - Request for information	8	8	0	8	0
Latrine - Latrine not working properly	5	0	5	0	5
Stairs - Damaged, broken, or needs improvement	4	0	4	0	4
Food Security - Feedback	3	3	0	3	0
Solar supply - Not working	3	0	3	0	3



Tickets Analysis by Sector

	Shelter & NFI	Protection	Energy & Environment	Food Security	WASH	Health	Site Development	Site Management	Education	Livelihood	ID Documents	Nutrition
Tickets Received	821	658	348	243	229	102	58	12	2	2	0	0
Total Closed on the Spot	51	415	32	18	24	6	0	8	2	2	0	0
Total Referred	770	243	316	225	205	96	58	4	0	0	0	0
Total Replies	392	657	347	243	211	101	0	8	2	2	0	0
Open Tickets	378	0	0	0	0	0	58	0	0	0	0	0

Top Open Tickets this Month

Ticket Description	Count
Damage to shelter - Shelter damaged over time	429
Pathway - Damaged, broken, or needs improvement	36
Drainage - Blocked or Water logging	9
Latrine - Needs desludging	9
Pathway - Requested	9
Latrine - Latrine not working properly	5
Stairs - Damaged, broken, or needs improvement	4
Solar supply - Not working	3
Latrine - New toilet requested	2
Bathing Station - Broken or Damaged	1
Health - Health Facility is not maintaining standards	1
LPG Gas - Not enough for family	1
Solar light - Requesting the new light	1
Water tap & Tubewell - Requesting new facility	1

Common Feedback Platform - CFP

Monthly Camp Report | April 2026 | Kutupalong RC

Summary for April 2026

1,404 tickets received in this camp

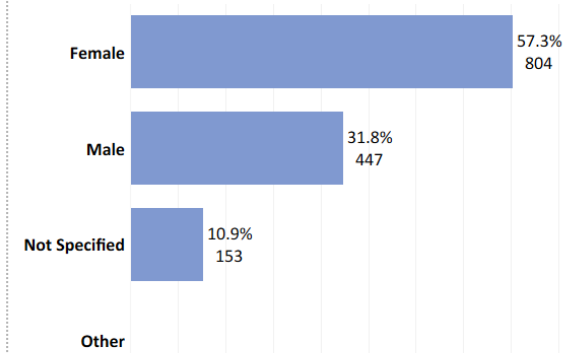
910 tickets closed on the spot*

494 tickets referred to relevant actors

941 responses given by relevant actors

**Responses can be given within the same month or at a later date which might make the responses given higher than the referred tickets.*

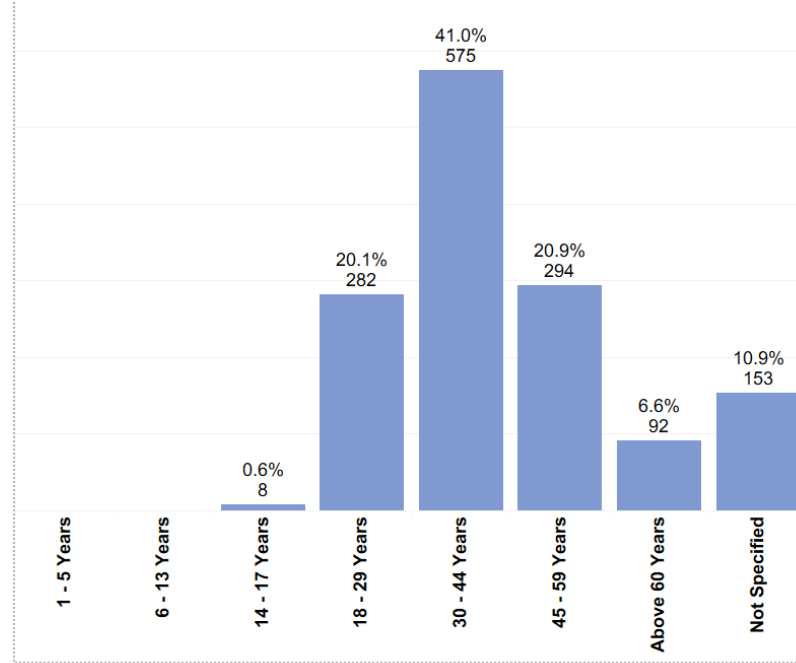
Tickets received by gender



Top Tickets this Month

Ticket Description	Total Received	Total Closed on the Spot	Total Referred	Total Replies	Open Tickets
Protection - Request for Protection Interventions	522	441	81	442	0
Damage to shelter - Shelter damaged over time	314	0	314	0	314
Protection - Request for information	310	306	4	310	0
Shelter & NFI - Request for information	76	76	0	76	0
Food Security - Request for information	38	38	0	38	0
Pathway - Damaged, broken, or needs improvement	33	0	33	0	33
LPG Gas - Not enough for family	19	0	19	18	1
Damage to shelter - Shelter damaged by weather	17	0	17	0	17
Health - Request for information	13	13	0	13	0
Site Management - Request for information	11	11	0	11	0
Energy & Environment - Request for Information	8	8	0	8	0
Food Security - Feedback	5	5	0	5	0
Feedback - Protection	4	4	0	4	0
Drainage - Blocked or Water logging	3	0	3	3	0
Request for additional room - Request for new room	3	0	3	0	3
Stairs - Damaged, broken, or needs improvement	3	0	3	0	3
Stairs - Requested	3	0	3	0	3

Tickets Received per Age Group



Tickets Analysis by Sector

	Protection	Shelter & NFI	Food Security	Site Development	Energy & Environment	Health	Site Management	WASH	Education	Livelihood	ID Documents	Nutrition
Tickets Received	836	413	44	42	27	15	15	8	2	2	0	0
Total Closed on the Spot	751	77	43	0	8	14	11	2	2	2	0	0
Total Referred	85	336	1	42	19	1	4	6	0	0	0	0
Total Replies	756	78	43	3	26	14	12	5	2	2	0	0
Open Tickets	0	258	0	39	0	0	0	1	0	0	0	0

Top Open Tickets this Month

Ticket Description	Count
Damage to shelter - Shelter damaged over time	314
Pathway - Damaged, broken, or needs improvement	33
Damage to shelter - Shelter damaged by weather	17
Request for additional room - Request for new room	3
Stairs - Damaged, broken, or needs improvement	3
Stairs - Requested	3
Solar supply - Not working	2
Food Security - Issue with collector	1
Health - Assessment of medical conditions required	1
LPG Gas - Not enough for family	1
Shelter Materials - Request additional materials	1
Solar light - Requesting the new light	1
WASH - Latrine not accessible	1
Water tap & Tubewell - Not Working	1
Water tap & Tubewell - Requesting new facility	1

Common Feedback Platform - CFP

Monthly Camp Report | April 2026 | **Nayapara RC**

Summary for April 2026

2,337 tickets received in this camp

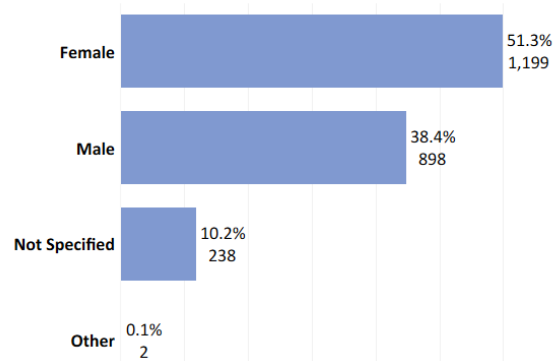
808 tickets closed on the spot*

1,529 tickets referred to relevant actors

1,655 responses given by relevant actors

**Responses can be given within the same month or at a later date which might make the responses given higher than the referred tickets.*

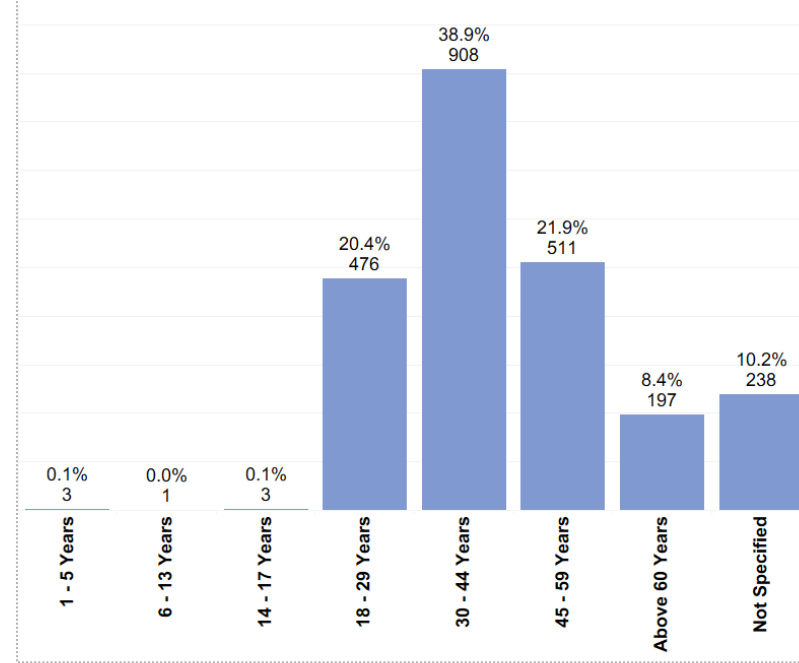
Tickets received by gender



Top Tickets this Month

Ticket Description	Total Received	Total Closed on the Spot	Total Referred	Total Replies	Open Tickets
Damage to shelter - Shelter damaged over time	850	0	850	266	584
Protection - Request for information	740	442	298	740	0
Protection - Request for Protection Interventions	306	210	96	266	0
Shelter & NFI - Request for information	232	86	146	232	0
Health - Request for information	122	43	79	122	0
Pathway - Damaged, broken, or needs improvement	45	0	45	0	45
Food Security - Request for information	15	15	0	15	0
Health - Assessment of medical conditions required	4	0	4	0	4
Food Security - Feedback	3	3	0	3	0
Site Management - Request for information	3	3	0	3	0
WASH - Request for information	3	3	0	3	0
Food Security - Issue with collector	2	0	2	0	2
Health - Health Facility is not maintaining standards	2	0	2	0	2
Request for additional room - Request for new room	2	0	2	0	2
Drainage - Blocked or Water logging	1	0	1	0	1
Feedback - Protection	1	1	0	1	0
Health - Feedback	1	1	0	1	0

Tickets Received per Age Group



Tickets Analysis by Sector

	Shelter & NFI	Protection	Health	Site Development	Food Security	WASH	Site Management	Education	Energy & Environment	ID Documents	Livelihood	Nutrition
Tickets Received	1,085	1,047	129	48	20	4	3	1	0	0	0	0
Total Closed on the Spot	87	653	44	0	18	3	3	0	0	0	0	0
Total Referred	998	394	85	48	2	1	0	1	0	0	0	0
Total Replies	499	1,007	123	0	18	4	3	1	0	0	0	0
Open Tickets	499	0	0	48	0	0	0	0	0	0	0	0

Top Open Tickets this Month

Ticket Description	Count
Damage to shelter - Shelter damaged over time	584
Pathway - Damaged, broken, or needs improvement	45
Health - Assessment of medical conditions required	4
Food Security - Issue with collector	2
Health - Health Facility is not maintaining standards	2
Request for additional room - Request for new room	2
Drainage - Blocked or Water logging	1
Pathway - Requested	1
Slope Protection (erosion) - Requested	1

Common Feedback Platform - CFP

Monthly Camp Report | April 2026 | **Transit Center**

Summary for April 2026

131 tickets received in this camp

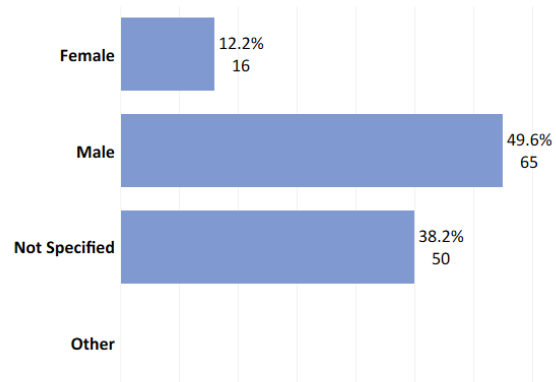
104 tickets closed on the spot*

27 tickets referred to relevant actors

115 responses given by relevant actors

**Responses can be given within the same month or at a later date which might make the responses given higher than the referred tickets.*

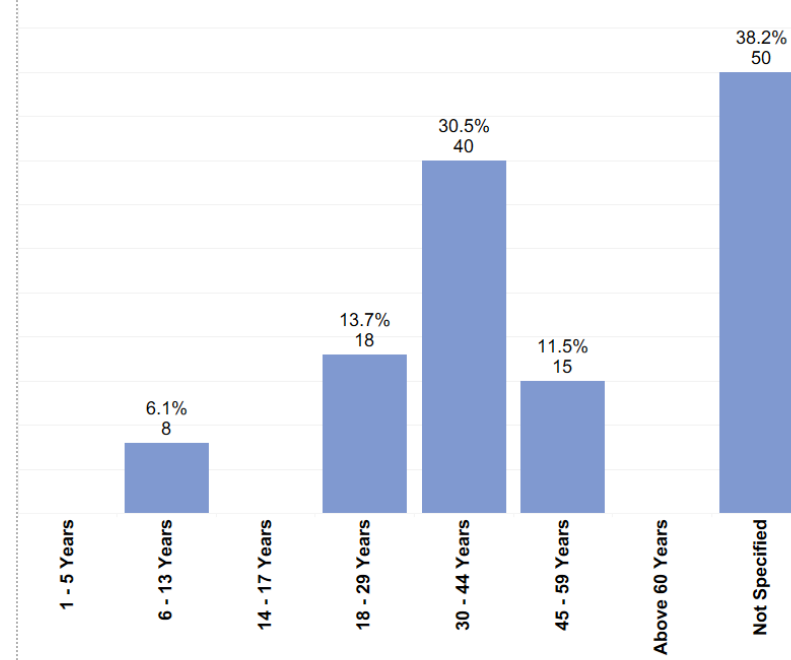
Tickets received by gender



Top Tickets this Month

Ticket Description	Total Received	Total Closed on the Spot	Total Referred	Total Replies	Open Tickets
Protection - Request for information	79	69	10	79	0
Protection - Request for Protection Interventions	18	5	13	5	8
Site Management - Request for information	11	11	0	11	0
Food Security - Request for information	6	6	0	6	0
Food Security - Feedback	4	4	0	4	0
Shelter & NFI - Request for information	4	4	0	4	0
Health - Assessment of medical conditions required	2	0	2	0	2
Shelter & NFI - Feedback	2	2	0	2	0
Feedback - Protection	1	1	0	1	0
Health - MHPSS Self harm, harm others	1	0	1	0	1
Health - Request for information	1	1	0	1	0
Relocation & Repatriation - Temporary relocation	1	0	1	1	0
WASH - Request for information	1	1	0	1	0

Tickets Received per Age Group



Tickets Analysis by Sector

	Protection	Site Management	Food Security	Shelter & NFI	Health	WASH	Education	Energy & Environment	ID Documents	Livelihood	Nutrition	Site Development
Tickets Received	98	12	10	6	4	1	0	0	0	0	0	0
Total Closed on the Spot	75	11	10	6	1	1	0	0	0	0	0	0
Total Referred	23	1	0	0	3	0	0	0	0	0	0	0
Total Replies	85	12	10	6	1	1	0	0	0	0	0	0
Open Tickets	0	0	0	0	2	0	0	0	0	0	0	0

Top Open Tickets this Month

Ticket Description	Count
Protection - Request for Protection Interventions	8
Health - Assessment of medical conditions required	2
Health - MHPSS Self harm, harm others	1