

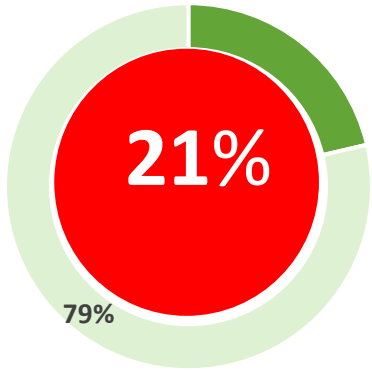
# Nutrition Sector Meeting

## *IM Update*

As of March 2026

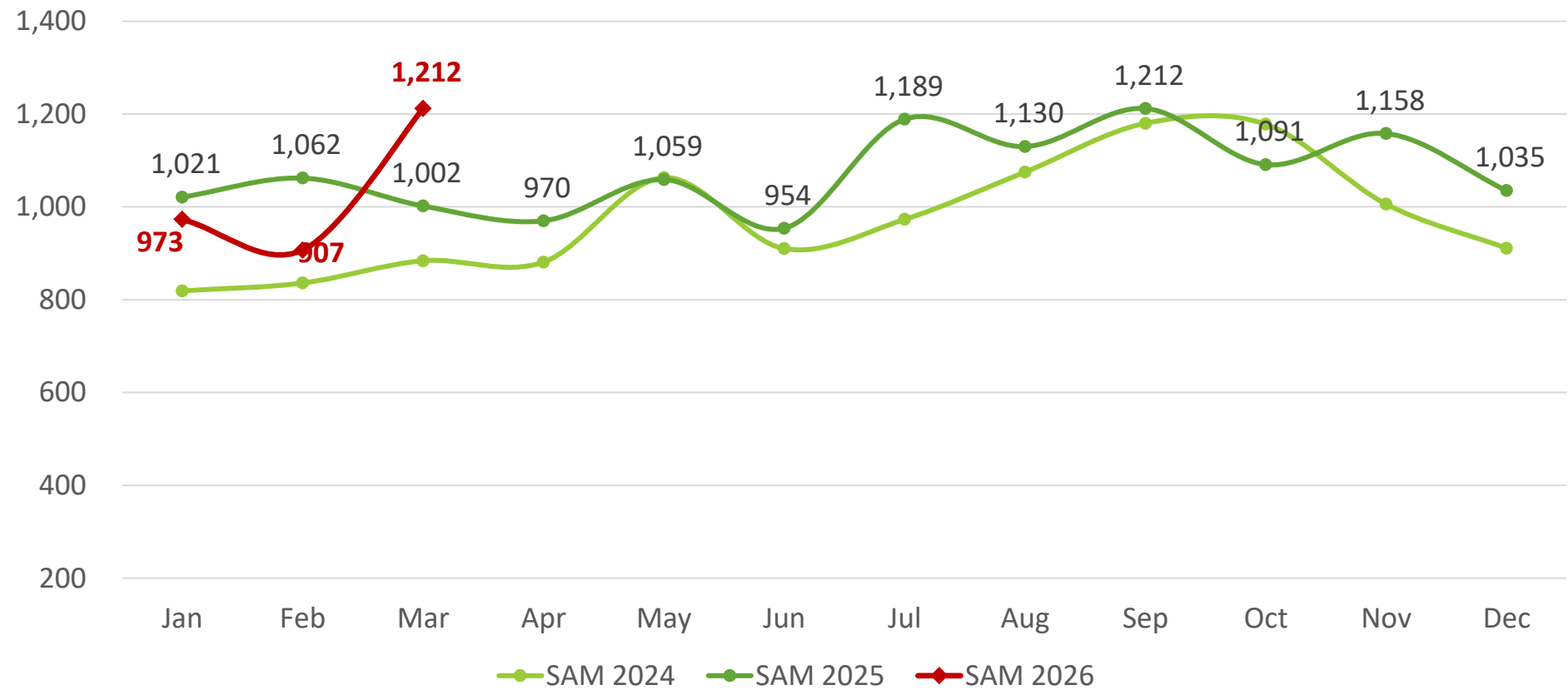
Presented by: Md. Lalan Miah, Information Management Officer, UNICEF

# SAM Admission Trend 2024 to 2026 (Jan-Mar)



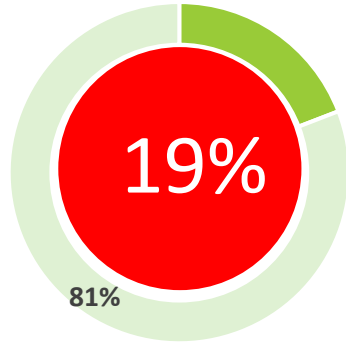
Yet to reach

**3,092 Reached** out of  
**14,500 Targeted**



**Despite some fluctuation in in admission, overall admissions remained same in 2026 among children 6-59 months compared to the same period in 2025**

# SAM SC Admission Trend (Excluding MSF Data): Jan- Mar 2026

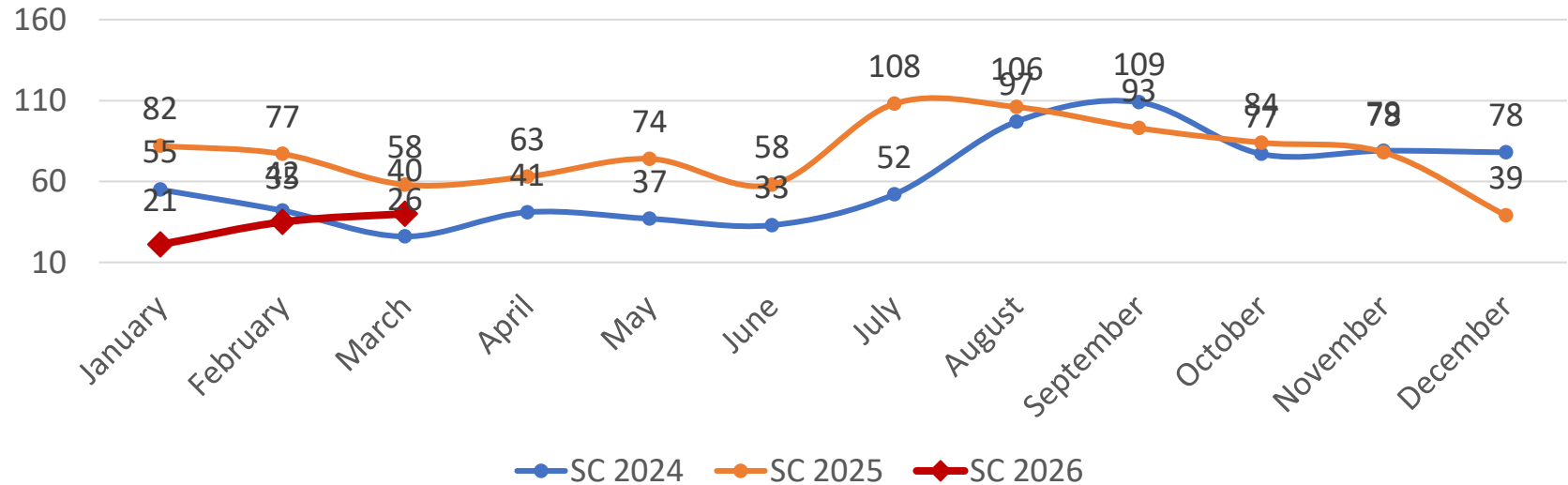


Yet to reach

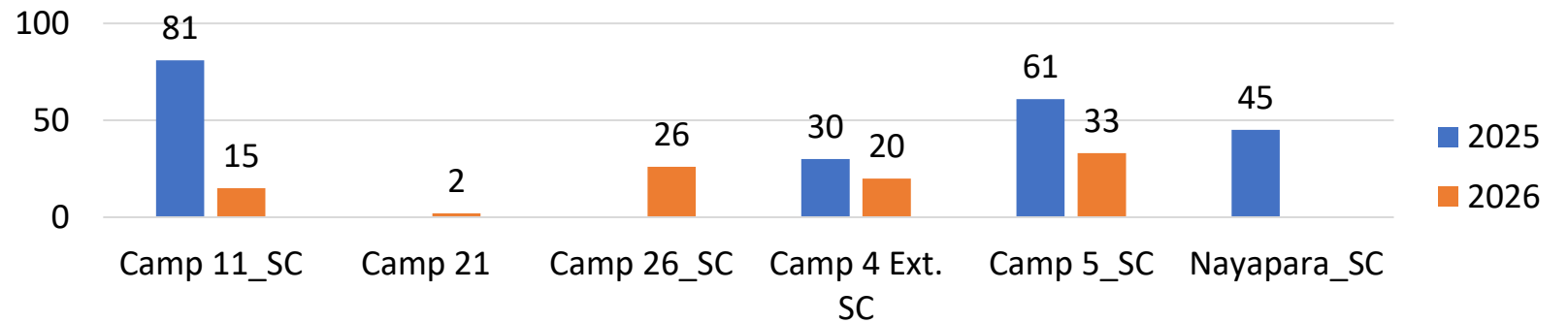
**268 Reached (HS-96, MSF-172) out 1,400 Targeted**

SAM inpatient admission trends in SCs run by HS Partners **decreased by 56%\*** in 2026 among children 6-59 months compared to 2025

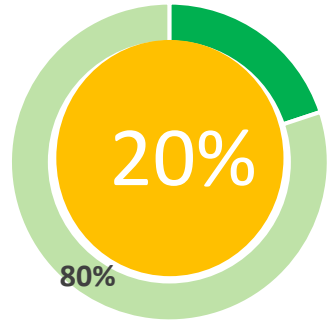
SAM SC Admission Trends over time



SC Admission by Facility: 2025 vs 2026



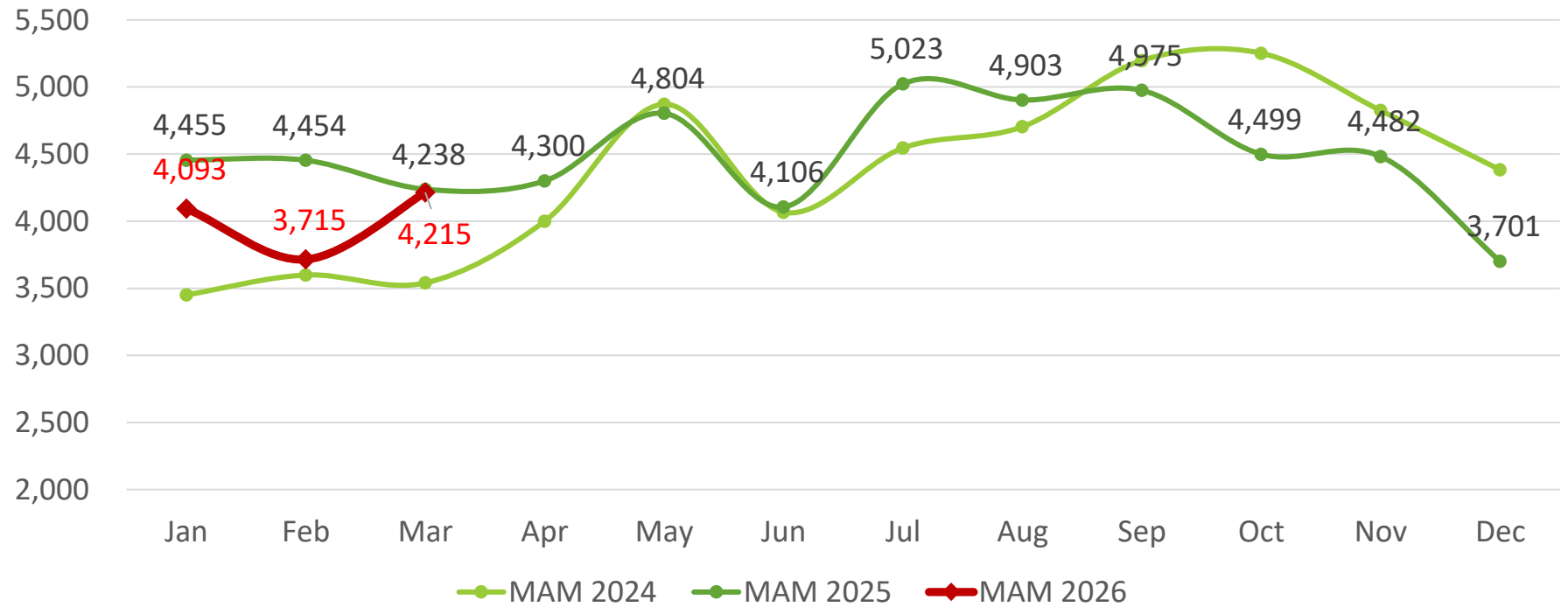
# MAM CU5 Admission Trend 2024 to 2026 (Jan-Feb)



Yet to reach

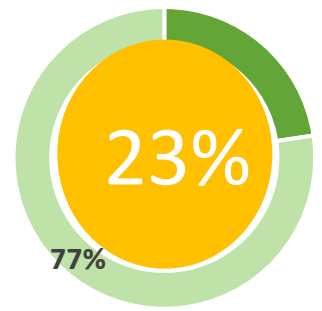
**12,023 Reached out of 60,400 Targeted**

### Moderate Wasting Admission Trends



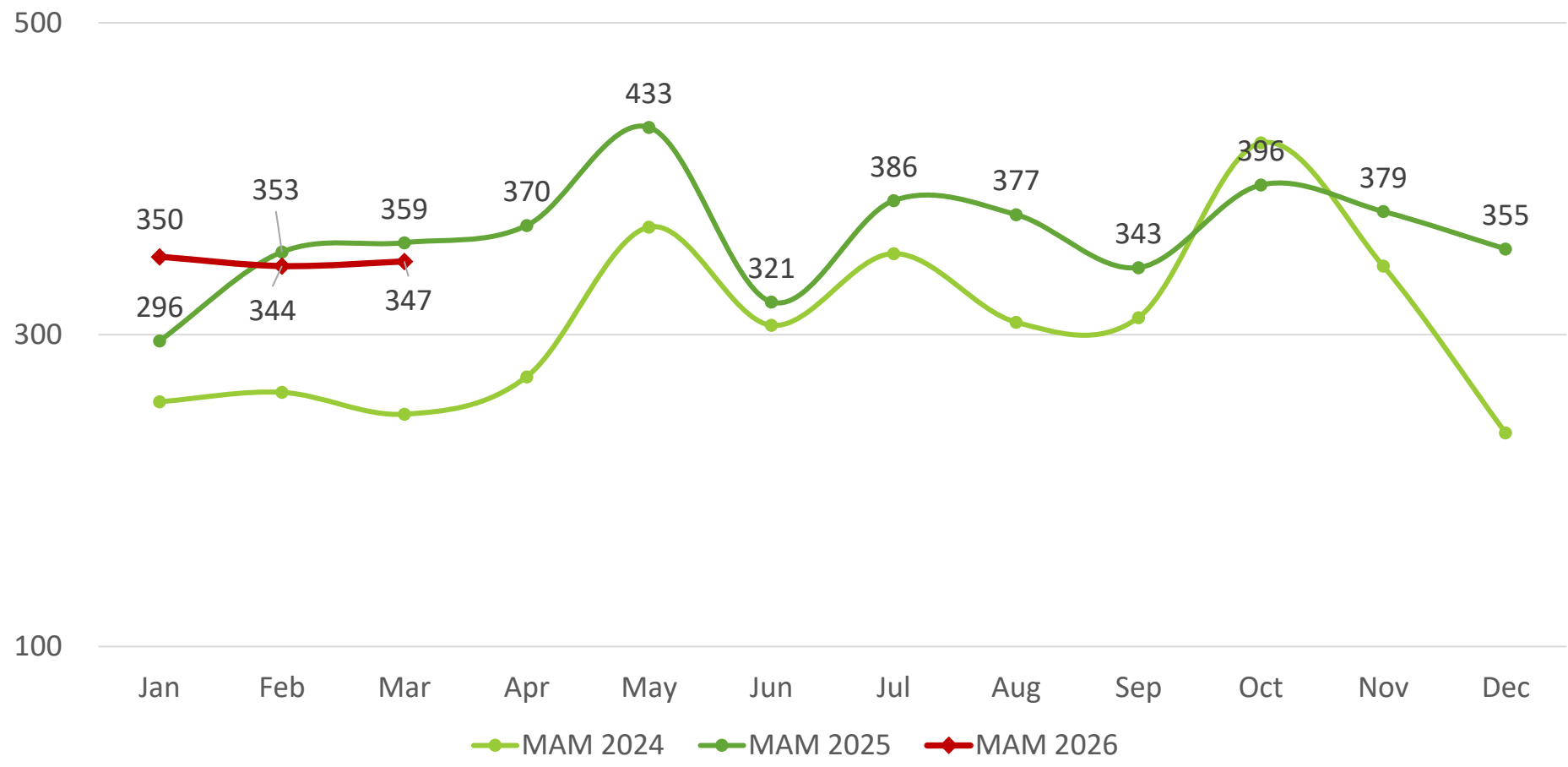
➤ **MAM admission trends decreased by 9% in 2026 among children 6-59 months compared to the same period in 2025.**

# MAM PBW Admission Trend 2024 to 2026 (Jan-Mar)



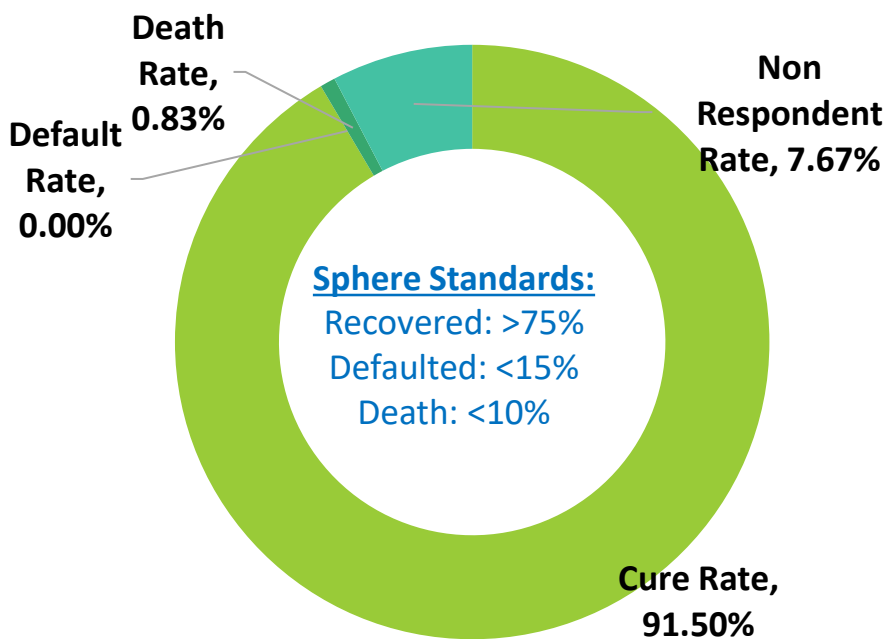
Yet to reach

**1,041 Reached out of 4,600 Targeted**



**MAM PBW admission trends increased by 3% in 2026** compared to 2025.

# SAM KPI Analysis Jan-Mar 2026

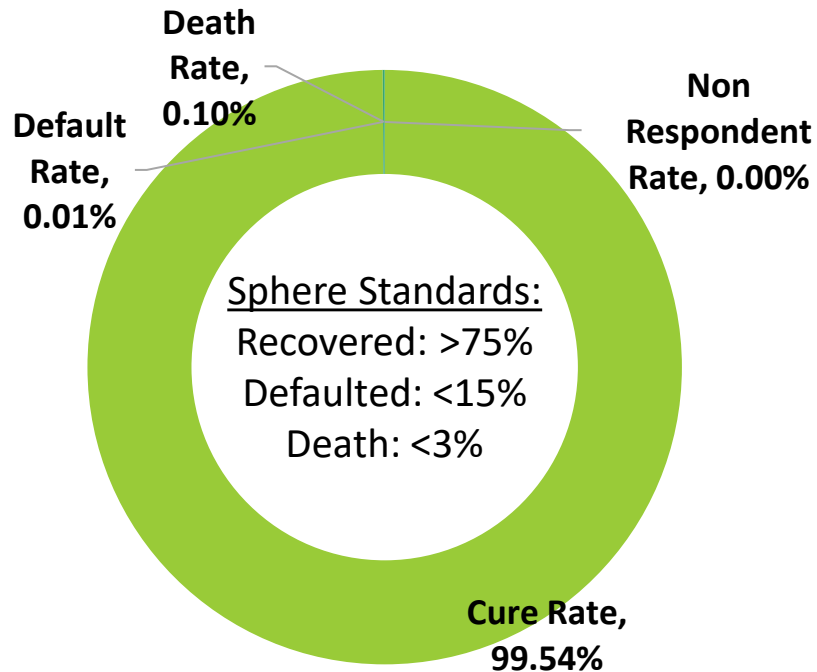


Adapted Threshold for CXB

Average weight Gain (g/kg/day)	Category
≥4.0	Excellent
3.5 to <4.0	Good
3.0 to <3.5	Acceptable
2.5 to <3.0	Poor
<2.5	Very poor

- ✓ A **high cure rate** and **very low death and default rates** indicate a **high-quality SAM management program**.
- ✓ The **non-respondent rate** is notable—it shows some children didn't improve despite treatment, which may require further investigation (e.g., underlying illnesses, late admission, or poor treatment adherence).
- ✓ **ALOS of 66 days which is common here in Rohingya response** but also indicates a bit of higher days under therapeutic programme (typically 30 to 40 days in SPHERE Handbook Standard 2000 & 2004)
- ✓ Average weight gain is on **acceptable range** based on the contextualized data driven guideline developed by CMAM TWG this year.
- ✓ Relapse rate of 0.3% reflects a **highly effective program and strong post-discharge monitoring**. In fact, when relapse rates dip below 2%, such rates are considered **exceptional** and represent high-quality, sustainable SAM treatment outcomes.

# MAM KPI Analysis – Jan-Mar 2026



- ✓ A high cure rate and very low death, default and non-respondent rates indicate a high-quality MAM management program (TSFP).
- ✓ ALOS of 64.5 days.
- ✓ We have observed 85.75; 71.46; and 65.53,63.7 respectively in 2022; 2023; 2024; 2025.
- ✓ Relapse rate of 0.2% reflects a highly effective program and strong post-discharge monitoring.

Total Cured  
10,272

ALOS –  
64.5

AWG-  
2.17

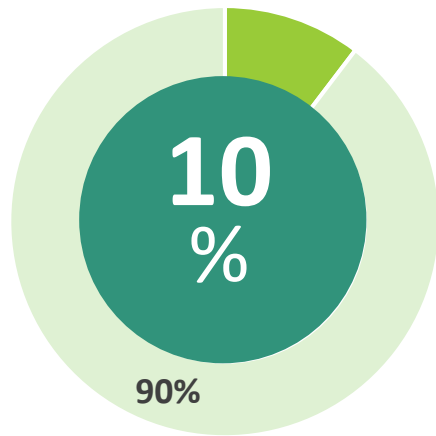
Relapse-  
0.2%

# Progress towards JRP 2026 (Jan-Mar) targets (Refugee)

## Legend

Reached

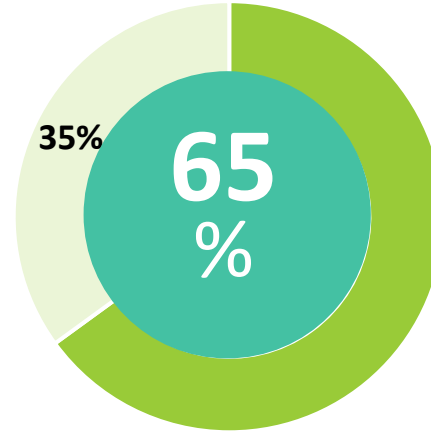
Yet to reach



**\*IFA PLW**

41,800

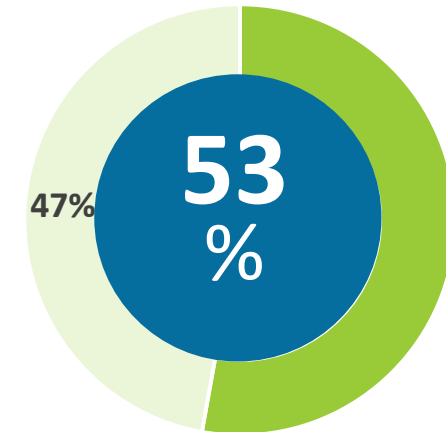
**4,328**



**IFA Adolescent**

130,600

**84,885**



**IYCF**

122,500

**64,718**

**Target**

**Reached**

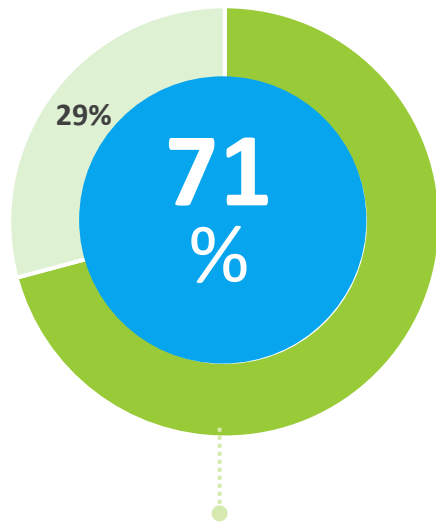
\*IFA PLW- low coverage due to shortage of supply

# Progress towards JRP 2026 (Jan-Mar) targets (Refugee)

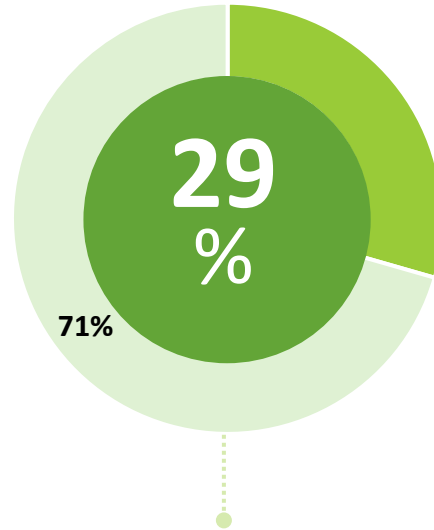
## Legend

Reached

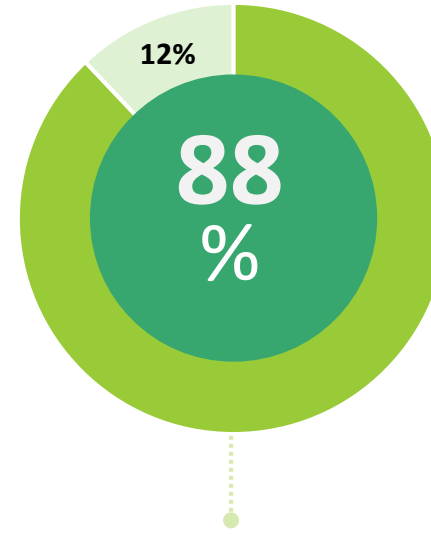
Yet to reach



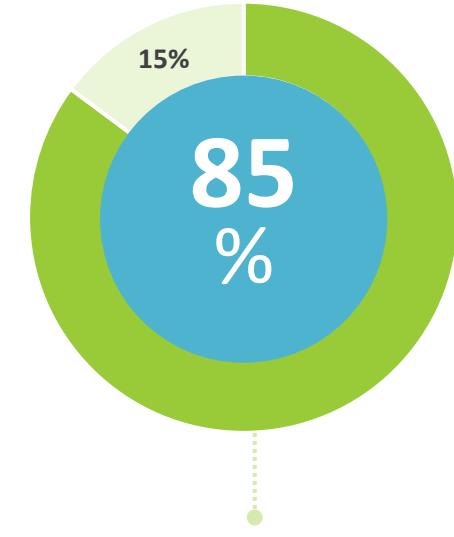
\*BSFP (6-23m)



\*NSEP (24-59m)



\*BSFP PLW



\*Screening U5

**Target** 67,700

103,700

40,900

189,200

**Reached** 47,952

30,535

35,967

161,127

\*BSFP and NSEP– Monthly Maximum figure.

\*\*Screening- Monthly unique cumulative figure

\*\*\*BSFP: includes only 6-23m children, no provision of BSFP for children who are ineligible for NSEP as before.

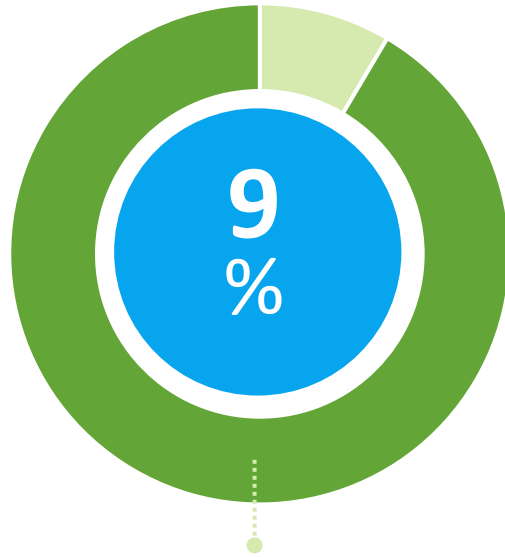
\*\*\* NSEP: Targets children 6-35m due to funding shortage

# Progress towards: JRP 2026 (Jan-Mar) targets (Host Community)

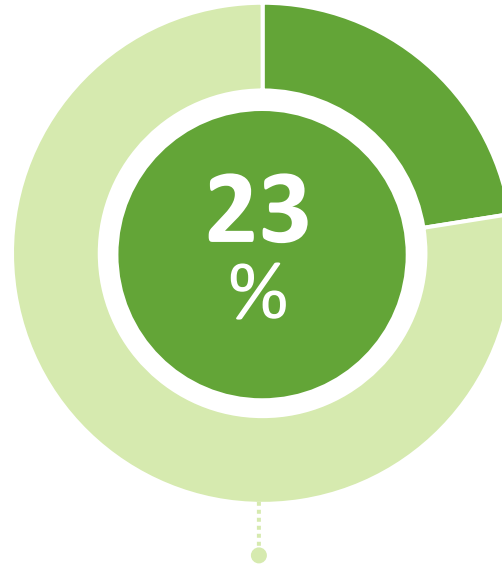
## Legend

Reached

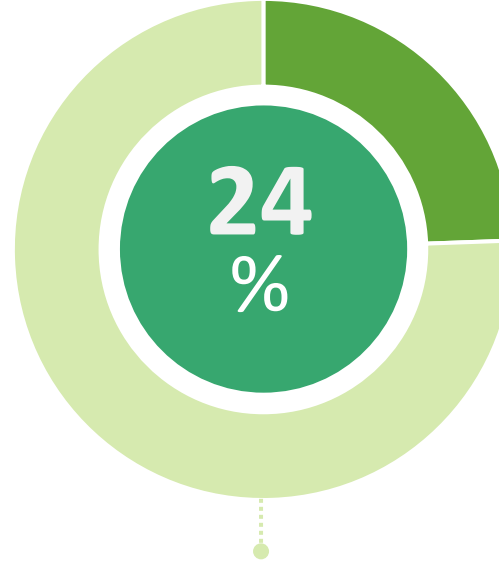
Yet to reach



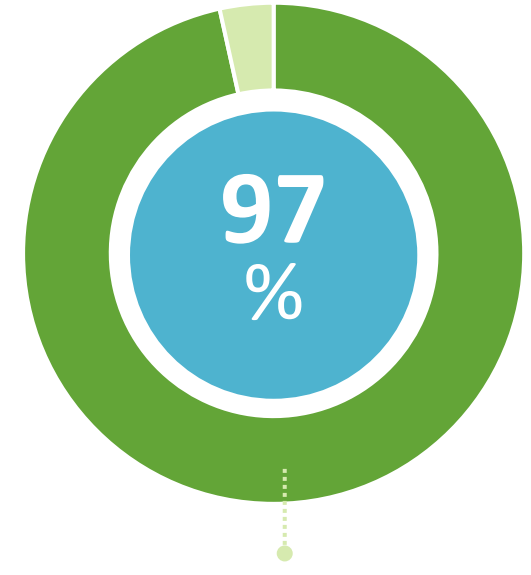
**\*SAM Inpatient**



**MAM CU5**



**MAM PLW**



**\*GMP**

**Target** 200

8,800

3,000

73,200

**Reached** 17

1,980

733

70,664

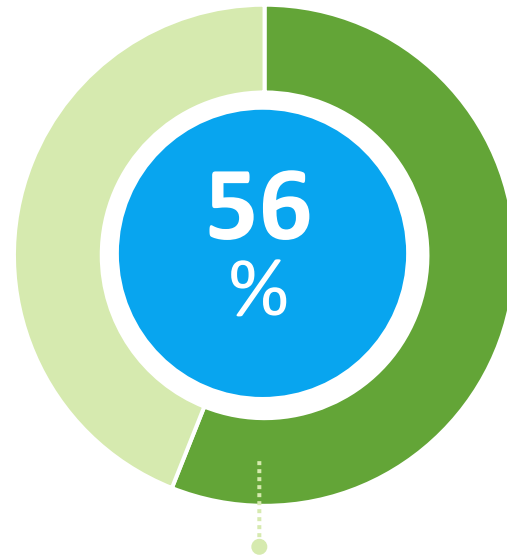
\*GMP– Monthly Average Figure

# Progress towards: JRP 2026 (Jan-Mar) targets (Host Community)

## Legend

Reached

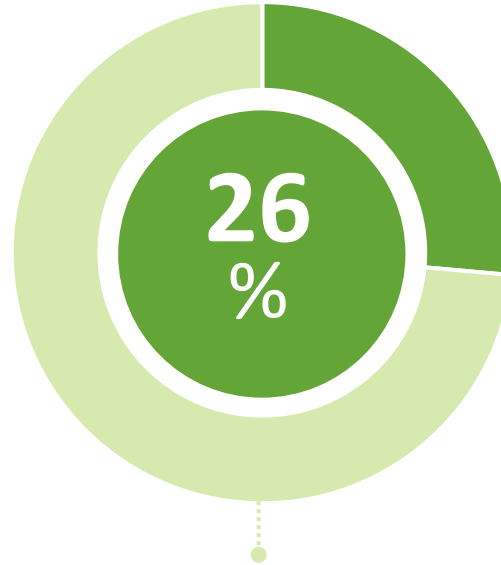
Yet to reach



IFA PLW

**Target** 16,200

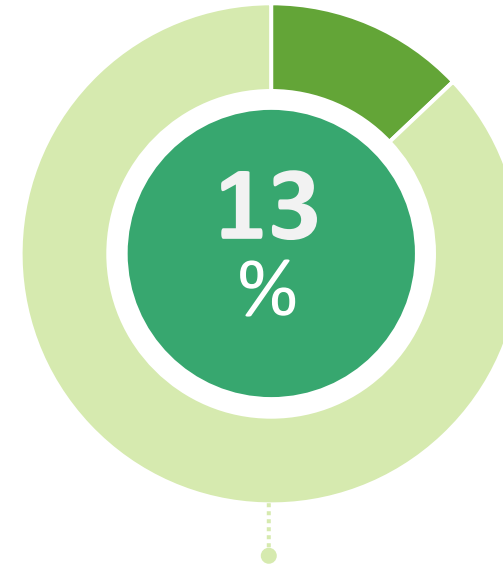
**Reached** 9,077



IFA Adolescent

24,200

6,395



IYCF

32,300

4,179

# NS Digital Products

## NS Website:

<https://rohingyaresponse.org/sectors/coxs-bazar/nutrition/>

## GNC Website:

<https://www.nutritioncluster.net/country/coxs-bazar>

NS Dashboard: [Microsoft Power BI](#)

Online Map for Navigation: [https://www.google.com/maps/d/u/0/edit?mid=1nQh0RfdxI2Hc8lCIWqCwYMwdmwLO\\_iB9&usp=sharing](https://www.google.com/maps/d/u/0/edit?mid=1nQh0RfdxI2Hc8lCIWqCwYMwdmwLO_iB9&usp=sharing)

## NS Google Drive:

[https://drive.google.com/drive/folders/1ck-gNR2N3fJ3kGkgta\\_8FnTYy6nEchEt?usp=sharing](https://drive.google.com/drive/folders/1ck-gNR2N3fJ3kGkgta_8FnTYy6nEchEt?usp=sharing)

## NS Sharepoint:

<https://unicef.sharepoint.com/teams/BGD-NCoxsBazar/NS%20documents%20repository/Forms/AllItems.aspx>

Facebook: <https://www.facebook.com/NutritionSectorCXB/>

Instagram: <https://www.instagram.com/nutritionsectorcxb/>

YouTube: <https://www.youtube.com/@nutritionsectorcxb>

# ANY QUESTION ???

what

why

where

when

who

how