

# Common Feedback Platform - CFP

## About the Common Feedback Platform

The Common Feedback Platform (CFP) is a joint inter-agency report that consolidates community feedback from the Cox's Bazar Rohingya response in Bangladesh. Through Complaints and Feedback Mechanisms (CFMs), affected communities share challenges regarding programs and services, and the anonymized data is compiled monthly. The CFP supports Accountability to Affected Populations (MP) and informs programming by improving complaint management through harmonized referral standards, developed with key actors and updated to remain relevant. Site Management (SM) agencies and partners refer data to sectors and service providers. CFP reports reflect data from specific CFMs and may not represent the overall needs or satisfaction of Rohingya in camps. More tickets in a location may indicate better CFM coverage, trust, or larger population, not necessarily greater needs.

## IOM Methodology and Definitions:

**Methodology:** The CFM ([Zite Manager](#)) adheres to the principle that communities can access one CFM to share all types of concerns (regardless of sector or actor), and that feedback loops are always closed. Thus, every ticket that is received is referred to the appropriate service provider to respond to the issue within 60 days (otherwise it expires and the complainant is informed that the partner failed to answer in time). The CFM then goes back and replies to the affected person, regardless of outcome.

Feedback is collected through trained enumerators (gender-balanced Bangladeshi staff and Rohingya volunteers) at static desks or through mobile teams who conduct regular outreach at the block level to ensure access to vulnerable persons. Each piece of feedback is submitted through a mobile phone application that generates a "ticket" with a unique tracking number. If referable, tickets are referred through Site Management via the camp Sector Focal Point system, who coordinate with their partners and relevant organizations to resolve issues. Beneficiaries then receive replies to their issues after an update is available.

Consent to share personal information with organizations responsible for a response is always confirmed. CFMs close the feedback loop by providing a reply directly to the person who complained either by conducting a home visit or placing a phone call. *Personal data is only used in referrals and shared with relevant parties when needed; it is not analyzed or included in any outputs.*

## Definitions

- **Ticket:** A piece of community feedback generated so beneficiaries can ask questions, report complaints, share feedback, and request assistance through referral, action, and response.

- **Closed on the Spot (CoS):** When a ticket initially received can be answered immediately (positively or negatively) at the time of submission. This information is recorded but *not* referred. The following types of tickets are CoS:

- **If the ticket can be resolved without referral.**

- **If the ticket is an emergency or sensitive issues.** The CFM will inform the responsible actor and appropriate staff to urgently respond to the matter by referring in person at the time of complaint. A ticket general ticket type will be recorded, *but no personal data or case details are collected (age and gender is "not specified")*.

- **If the ticket is not referable because of the nature of the request.** Depending on the capacity and processes of responding actors, some tickets cannot be received by the service provider. Therefore, a pre-determined message is shared with the complainant to explain why. All sectors and organizations were consulted to identify these ticket types.

- **Resolved/Unresolved:** When the complainant is given the opportunity to share their opinion on the response given. As part of the reply process to close a ticket, the person who made the complaint is asked if they consider the issue to be resolved. Regardless, the feedback loop is considered closed once beneficiaries receive an update and report their satisfaction. Resolution rate is not currently visualized or calculated in the CFP reports (contact IOM directly to receive this data).

## UNCHR Methodology and Definitions:

**Methodology:** The ticket management process is done according to the type of query:

o **Complaints** trigger an automatic referral within the system. The ticket is directed to the appropriate focal point depending on the nature of the complaint (SEA, complaint against staff/partner or report of refugee fraud) for assessment and action in line with the relevant SOPs.

o **Feedback:** These inquiries are automatically closed in the system upon receipt, once the Intake form is submitted, if they typically do not require further action beyond acknowledgment and recording the feedback from individuals. However, for negative feedback, the data is analyzed and shared with the focal persons on a monthly basis.

o **Request for information:** These enquiries are automatically closed in the system after the provision of the requested information found in the library of Frequently Asked Questions (FAQs). If the information is not available in the FAQs, these queries are recorded as a request for humanitarian assistance or for protection intervention depending on their nature.

o **Requests for Humanitarian Services:** These queries trigger an automatic referral within the system. The ticket is directed to the relevant focal point depending on the sector and the nature of the query for assessment and action. The ticket can only be closed after action has been taken according to the CAIPP SOPs for that sector.

o **Requests for Protection interventions:** These queries trigger an automatic referral within the system. The ticket is directed to the appropriate Protection focal point to take action. Once action has been taken, the ticket is closed in line with CAIPP SOPs. Some actions may require case management, in which case the ticket is closed in CAIPP, and case management is recorded in proGres (not CAIPP).

This structured approach ensures that each query is processed efficiently, and appropriate action is taken by the relevant focal point before the ticket is closed.

## Definitions

A ticket is considered closed when action has been taken i.e. when requests for information have been effectively answered and information provided; and for complaints, requests for assistance or other queries when these have been effectively followed up on by the focal point in charge, as per the relevant sectoral SOPs. The closure of a ticket is different from the resolution of a case in the context of case management, which may take place at a later stage.

## Types of queries:

o **Complaints:** Concerns raised by refugees regarding service delivery or grievances, typically seeking a resolution or correction. Complaints can involve significant concerns such as safety, health, and well-being. They arise when there is a perceived failure to deliver promised aid, breaches of rights, or unethical behavior by staff or volunteers, requiring immediate attention.

o **Feedback:** General comments on services or operations that provide insights or observations to help improve the effectiveness, efficiency, or appropriateness of humanitarian interventions. Typically constructive, feedback can range from appreciative to critical. It focuses less on immediate rectification and more on long-term improvement, not always requiring immediate action.

o **Request for Humanitarian Service:** Requests for specific assistance such as food, shelter, WASH or medical aid and others.

o **Request for Information:** Inquiries seeking details about services, processes, or rights.

o **Request for Protection Interventions:** Requests related to the provision of protection services such as legal aid or interventions to protect from and/or respond to harm.

# Common Feedback Platform - CFP

## Monthly Camp Cumulative Report | January 2025 - December 2025

**Cumulative Data for Jan 2025 - Dec 2025**  
**382,145** tickets received across 34 sites  
**184,090** tickets closed on the spot  
**198,055** tickets referred by 6 actors  
**244,820** responses given by relevant actors

*\*Responses can be given within the same month or at a later date which might make the responses given higher than the referred tickets.*

### Tickets Received each Month per Sector

Sector	January	February	March	April	May	June	July	August	September	October	November	December	Grand Total
Education	26	37	77	94	37	65	41	75	65	82	57	53	709
Energy & Environment	2,268	2,879	1,922	2,943	2,089	2,009	4,034	1,988	2,931	3,582	5,379	4,661	36,685
Food Security	354	429	318	1,833	1,074	1,340	760	780	664	663	700	622	9,537
Health	721	919	776	926	649	738	741	1,085	1,139	1,372	1,468	970	11,504
ID Documents	2,255	4,305	4,110	517	562	399	496	438	486	495	506	346	14,915
Livelihood	300	141	226	192	153	182	139	153	211	377	393	600	3,067
Nutrition	434	1,579	1,069	8	3	7	4	9	19	26	7	3	3,168
Protection	2,860	2,508	2,207	5,640	2,686	2,592	4,319	4,254	4,414	4,757	3,326	2,808	42,371
Shelter & NFI	8,400	9,449	8,963	13,973	13,754	16,310	14,352	13,551	14,114	11,005	7,160	4,973	136,004
Site Development	4,694	4,426	3,955	5,407	5,455	6,149	6,363	5,889	4,975	5,416	4,316	3,209	60,254
Site Management	5,124	4,359	4,745	3,443	3,981	3,810	1,996	3,002	2,409	1,941	6,637	5,720	47,167
WASH	1,219	1,533	2,012	1,391	1,278	1,111	1,409	1,417	1,241	1,441	1,557	1,155	16,764

### Cumulative Tickets per Month

	January	February	March	April	May	June	July	August	September	October	November	December	Grand Total
<b>Total Received</b>	28,655	32,564	30,380	36,367	31,721	34,712	34,654	32,641	32,668	31,157	31,506	25,120	382,145
<b>Total Closed on the Spot</b>	13,899	17,580	17,459	14,088	12,539	15,804	12,851	16,070	16,577	15,371	17,272	14,580	184,090
<b>Total Referred</b>	14,756	14,984	12,921	22,279	19,182	18,908	21,803	16,571	16,091	15,786	14,234	10,540	198,055
<b>Total Replies</b>	17,462	22,721	26,290	18,224	16,384	22,160	19,516	23,246	20,368	21,033	20,253	17,163	244,820

### Top Tickets Received by Gender

Ticket Description	Female	Male	Other	Not Specified
Damage to shelter - Shelter damaged over time	21,216	29,887		
Damage to shelter - Shelter damaged by weather	12,536	20,492		1
Pathway - Damaged, broken, or needs improvement	5,700	9,265		
Slope Protection (erosion) - Requested	5,641	7,114	3	
Slope Protection (erosion) - Damaged, broken, or needs improvement	4,340	8,185	1	
Cash for Work - Has not been selected for CFw in long time	3,181	7,955	3	
NFI - Request additional materials	2,305	6,590	2	
LPG Gas - Not enough for family	2,576	6,044		
Shelter Materials - Request additional materials	2,099	4,825	2	
Cash for Work - Requested CFw	1,608	4,872	4	
Shelter Materials - Missed Distribution	2,545	3,464		
Cash for Work - Has not been enrolled	925	2,331	1	
Cooking Stove - Broken or not working	462	1,673		
SMART Card & Family Attestation - Add New Born	571	1,232		

### Cumulative Tickets by Camp | AOR

	HCR														IOM											Grand Total									
	Camp 01E	Camp 01W	Camp 02E	Camp 02W	Camp 03	Camp 04	Camp 04 Ext.	Camp 05	Camp 06	Camp 07	Camp 17	Camp 21	Camp 26	Camp 27	Kutupal ong RC	Nayapa ra RC	Transit Center	Camp 08E	Camp 08W	Camp 09	Camp 10	Camp 11	Camp 12	Camp 13	Camp 14		Camp 15	Camp 16	Camp 18	Camp 19	Camp 20	Camp 20 Ext	Camp 22	Camp 24	Camp 25
<b>Total Received</b>	16,125	18,640	10,794	8,523	8,115	17,661	4,112	8,930	11,528	17,393	10,737	9,062	14,258	14,278	6,861	10,903	2,943	8,582	11,978	10,337	10,450	10,548	10,032	9,553	11,222	14,108	9,340	11,822	10,997	7,831	7,595	23,846	13,190	9,851	382,145
<b>Total Closed on the Spot</b>	3,057	3,725	1,763	1,287	4,373	10,720	2,121	4,429	5,822	1,936	6,234	2,726	3,254	4,664	1,975	4,936	2,079	3,150	7,230	6,722	5,164	4,990	5,160	2,052	9,145	8,818	6,334	8,795	6,111	5,170	4,834	19,909	7,047	8,358	184,090
<b>Total Referred</b>	13,068	14,915	9,031	7,236	3,742	6,941	1,991	4,501	5,706	15,457	4,503	6,336	11,004	9,614	4,886	5,967	864	5,432	4,748	3,615	5,286	5,558	4,872	7,501	2,077	5,290	3,006	3,027	4,886	2,661	2,761	3,937	6,143	1,493	198,055
<b>Total Replies</b>	6,402	10,655	3,366	4,210	5,176	14,186	2,602	5,052	8,516	5,706	6,891	5,127	9,568	10,320	4,384	6,442	2,312	8,693	9,920	7,854	10,183	8,708	9,528	9,341	3,615	11,917	8,478	7,658	5,859	3,374	3,157	8,832	11,120	5,668	244,820

# Common Feedback Platform - CFP

Monthly Overview | December 2025

## Summary for December 2025

**25,120** tickets received across **34** sites

**14,580** tickets closed on the spot\*

**10,540** tickets referred to relevant actors

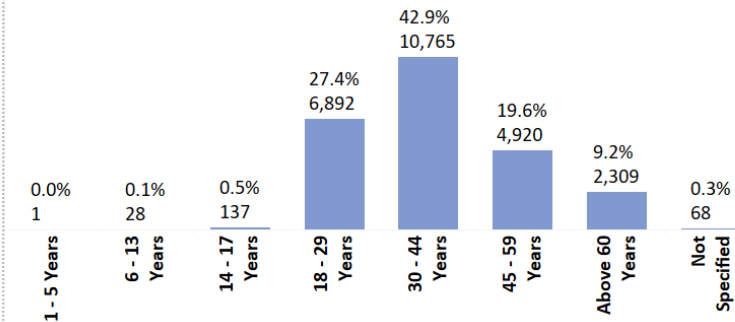
**17,163** responses given by relevant actors

\*Tickets closed on the spot are not referred because they are resolved at the time of submission, sensitive, or not referable (see Methodology section at end of report).

\*Receiving more tickets in a location or for a sector does not necessarily mean that there are more needs there; rather, it might imply that there is more CFP coverage, trust in the system, or larger population where tickets are received.

\*Responses can be given within the same month or at a later date which might make the responses given higher than the referred tickets.

## Tickets Received this Month by Age of Beneficiary



## Top Open Tickets this Month

Ticket Description	Female	Male	Other	Not Specified
Damage to shelter - Shelter damaged over time	448	628		
Request for Protection Interventions	198	255		
Damage to shelter - Shelter damaged by weather	192	247		
Pathway - Damaged, broken, or needs improvement	200	209		
Slope Protection (erosion) - Requested	121	146		
Shelter Materials - Missed Distribution	98	103		
Slope Protection (erosion) - Damaged, broken, or needs improvement	20	148		
Cash for Work - Has not been enrolled	45	33		
LPG Gas - Not enough for family	41	35		
Drainage - Blocked or Water logging	20	52		
Shelter & NFI - NFI Concern related to distribution modality facility quality lo...	45	25		
Stairs - Requested	27	40		
Cooking Stove - Did not receive	11	53		
Shelter Number - Requested	15	41		
Pathway - Requested	26	25		
Drainage - Drain Requested	13	32		
Stairs - Damaged, broken, or needs improvement	14	30		

## Tickets Received this Month by Camp | AoR

	Total Received	Total Closed on the Spot	Total Referred	Total Replies	Open Tickets
Camp 01E	562	102	460	429	31
Camp 01W	729	67	662	440	222
Camp 02E	398	18	380	248	132
Camp 02W	351	26	325	280	45
Camp 03	1,102	746	356	834	0
Camp 04	1,613	1,208	405	1,477	0
Camp 04 Ext.	89	49	40	51	0
Camp 05	920	566	354	603	0
Camp 06	1,025	913	112	1,010	0
Camp 07	703	48	655	489	166
Camp 17	825	674	151	738	0
Camp 21	584	345	239	417	0
Camp 26	1,238	281	957	918	39
Camp 27	874	254	620	760	0
Kutupalong RC	482	268	214	273	0
Nayapara RC	647	509	138	571	0
Transit Center	170	87	83	97	0
Camp 08E	495	198	297	494	0
Camp 08W	850	511	339	492	0
Camp 09	712	413	299	499	0
Camp 10	685	403	282	683	0
Camp 11	686	323	363	392	0
Camp 12	634	219	415	327	88
Camp 13	401	71	330	222	108
Camp 14	682	523	159	133	26
Camp 15	1,093	867	226	889	0
Camp 16	751	616	135	646	0
Camp 18	991	772	219	653	0
Camp 19	440	196	244	218	26
Camp 20	460	256	204	124	80
Camp 20 Ext	408	194	214	125	89
Camp 22	1,722	1,463	259	701	0
Camp 24	1,073	812	261	496	0
Camp 25	725	582	143	434	0

## Tickets Received this Month by Sector, Camp | AoR

Sector	HCR										IOM																								
	Camp 01E	Camp 01W	Camp 02E	Camp 02W	Camp 03	Camp 04	Camp 04 Ext.	Camp 05	Camp 06	Camp 07	Camp 17	Camp 21	Camp 26	Camp 27	Kutupalong RC	Nayapara RC	Transit Center	Camp 08E	Camp 08W	Camp 09	Camp 10	Camp 11	Camp 12	Camp 13	Camp 14	Camp 15	Camp 16	Camp 18	Camp 19	Camp 20	Camp 20 Ext	Camp 22	Camp 24	Camp 25	
Shelter & NFI	297	362	299	240	261	248	14	219	71	479	77	102	383	163	123	23	59		72	100	60	52	103	164	76	58	83	88	68	27	31	346	190	35	
Protection	104	78	24	39	124	296	26	115	175	23	74	53	208	52	54	301	35	54	27	113	90	121	60	35	23	111	26	38	15	23	20	105	147	19	
Site Development	81	149	44	36	49	52		89	27	147	27	42	12	40	36	12	2	178	234	191	131	246	175	118	107	144	76	166	165	141	99	103	43	47	
Energy & Environment	43	56	20	26	61	310	24	150	296	30	124	151	163	109	32	97	6	66	303	101	256	42	121	15	71	22	478	426	35	39	37	413	260	278	
Site Management	17	28	2	2	569	537	3	267	247	3	377	100	223	335	214	158		122	98	153	108	91	70	54	291	163	34	151	107	187	190	415	240	164	
WASH	11	17	4	2	10	85	8	25	9	2	92	41	40	60	3	5	1	46	58	44	30	15	34	12	19	31	39	67	43	19	14	130	67	72	
Health	6	34	5	5	15	38	7	19	98	17	42	56	85	57	9	51	33	6	18	8	6	6	32		6	179	8	46	2	15	1	3	54	3	
Food Security	2	3		1	11	34	6	36	17	2	12	39	71	58	11		33	13	29	1	2	108	23		25	1	6	7		3	33	5	30		
Education	1	1											22				1				1	1	3		1	7	6	1	1					7	
Nutrition						3																													
Livelihood		1			2	10	1		85				31									1					376				1	5	2	10	75
ID Documents																		10	11			1	1	16	2	57	2		1	5	8	8	172	50	2

# Common Feedback Platform - CFP

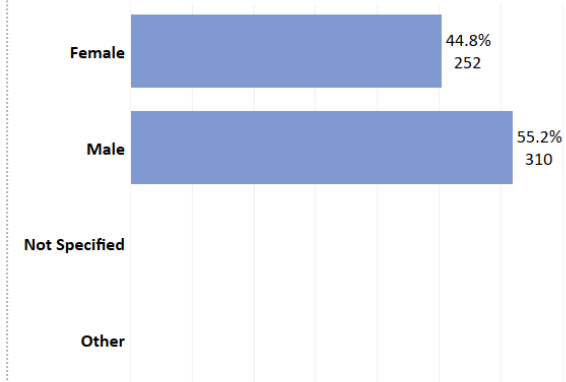
Monthly Camp Report | December 2025 | **Camp 01E**

## Summary for December 2025

- 562** tickets received in this camp
- 102** tickets closed on the spot\*
- 460** tickets referred to relevant actors
- 429** responses given by relevant actors

\*Responses can be given within the same month or at a later date which might make the responses given higher than the referred tickets.

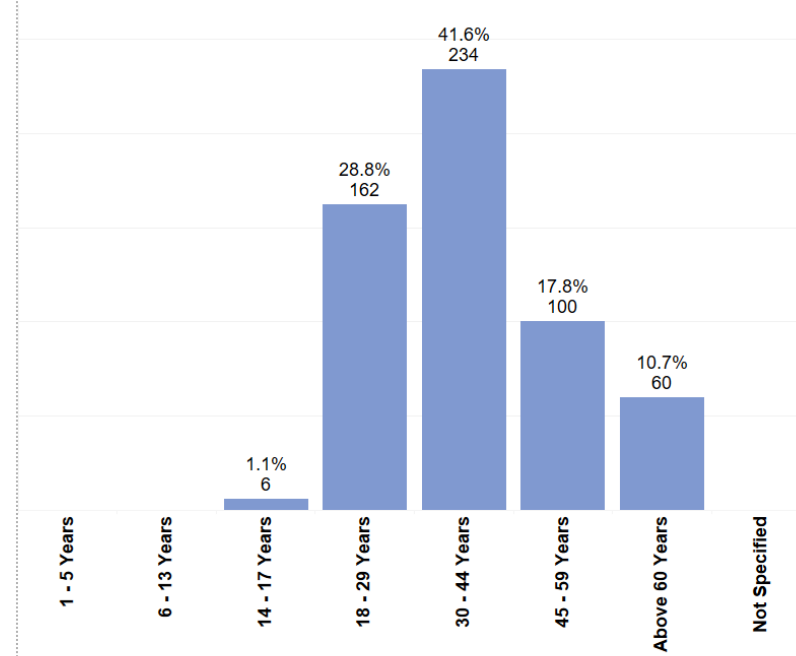
## Tickets received by gender



## Top Tickets this Month

Ticket Description	Total Received	Total Closed on the Spot	Total Referred	Total Replies	Open Tickets
Damage to shelter - Shelter damaged over time	234	0	234	172	62
Request for Protection Interventions	59	1	58	38	20
Damage to shelter - Shelter damaged by weather	48	0	48	46	2
Protection - Request for information	45	44	1	45	0
Pathway - Damaged, broken, or needs improvement	42	0	42	31	11
Energy & Environment - Request for Information	26	26	0	26	0
LPG Gas - Not enough for family	17	0	17	0	17
Pathway - Requested	15	0	15	14	1
Slope Protection (erosion) - Requested	11	7	4	11	0
Stairs - Requested	11	0	11	11	0
Not working - Solar supply	9	0	9	0	9
Shelter Materials - Received amount is not enough	9	9	0	9	0
Site Management - Request for information	8	7	1	8	0
WASH - Request for information	6	6	0	6	0
Shelter Materials - Request additional materials	4	0	4	3	1
Bathing Station - Broken or Damaged	3	0	3	2	1
General Health Card - Did not receive	3	0	3	0	3

## Tickets Received per Age Group



## Tickets Analysis by Sector

	Shelter & NFI	Protection	Site Development	Energy & Environment	Site Management	WASH	Health	Food Security	Education	ID Documents	Livelihood	Nutrition
Tickets Received	297	104	81	43	17	11	6	2	1	0	0	0
Total Closed on the Spot	9	45	7	26	7	6	1	1	0	0	0	0
Total Referred	288	59	74	17	10	5	5	1	1	0	0	0
Total Replies	231	83	69	26	8	10	1	1	0	0	0	0
Open Tickets	57	0	5	0	2	0	4	0	1	0	0	0

## Top Open Tickets this Month

### Ticket Description

Damage to shelter - Shelter damaged over time	62
Request for Protection Interventions	20
LPG Gas - Not enough for family	17
Pathway - Damaged, broken, or needs improvement	11
Not working - Solar supply	9
General Health Card - Did not receive	3
Damage to shelter - Shelter damaged by weather	2
Bathing Station - Broken or Damaged	1
Education - Tertiary Education requested	1
Food Security - Request for fresh food enlistment	1
Health - Assessment of medical conditions required	1
Health - Identification of Persons with Specific Needs of Female headed HH	1
Pathway - Requested	1
Shelter & NFI - Request for new room	1
Shelter Materials - Request additional materials	1

# Common Feedback Platform - CFP

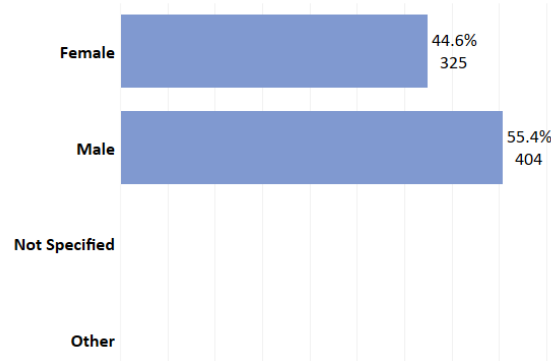
Monthly Camp Report | December 2025 | **Camp 01W**

## Summary for December 2025

- 729** tickets received in this camp
- 67** tickets closed on the spot\*
- 662** tickets referred to relevant actors
- 440** responses given by relevant actors

\*Responses can be given within the same month or at a later date which might make the responses given higher than the referred tickets.

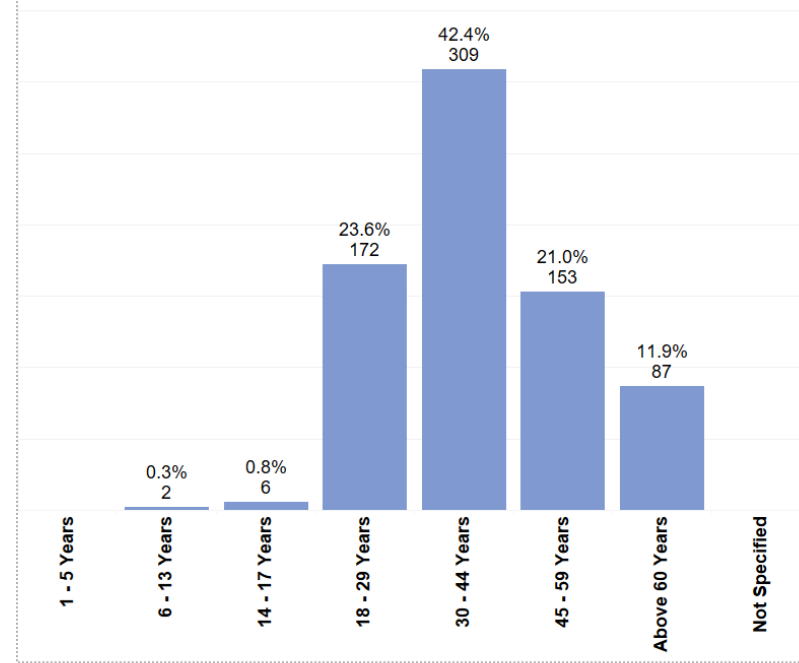
## Tickets received by gender



## Top Tickets this Month

Ticket Description	Total Received	Total Closed on the Spot	Total Referred	Total Replies	Open Tickets
Damage to shelter - Shelter damaged by weather	327	0	327	202	125
Pathway - Damaged, broken, or needs improvement	128	0	128	38	90
Energy & Environment - Request for Information	48	35	13	48	0
Protection - Request for information	43	16	27	43	0
Request for Protection Interventions	35	0	35	25	10
Damage to shelter - Shelter damaged over time	27	0	27	15	12
Site Management - Request for information	27	3	24	27	0
Drainage - Blocked or Water logging	12	0	12	0	12
Health - Identification of Persons with Specific Needs of Female headed HH	12	0	12	0	12
Health - Request for information	12	9	3	12	0
Latrine - Needs desludging	9	0	9	9	0
LPG Gas - Not enough for family	8	0	8	1	7
Stairs - Damaged, broken, or needs improvement	7	0	7	2	5
Health - Identification of Persons with Specific Needs of Elderly refugee	6	0	6	0	6
Shelter Materials - Request additional materials	4	0	4	3	1
WASH - Request for information	3	0	3	3	0
Food Security - Request for information	2	2	0	2	0

## Tickets Received per Age Group



## Tickets Analysis by Sector

	Shelter & NFI	Site Development	Protection	Energy & Environment	Health	Site Management	WASH	Food Security	Education	Livelihood	ID Documents	Nutrition
Tickets Received	362	149	78	56	34	28	17	3	1	1	0	0
Total Closed on the Spot	1	0	16	35	9	3	0	2	1	0	0	0
Total Referred	361	149	62	21	25	25	17	1	0	1	0	0
Total Replies	222	41	68	49	12	27	17	2	1	1	0	0
Open Tickets	139	108	0	0	13	0	0	0	0	0	0	0

## Top Open Tickets this Month

Ticket Description	Count
Damage to shelter - Shelter damaged by weather	125
Pathway - Damaged, broken, or needs improvement	90
Damage to shelter - Shelter damaged over time	12
Drainage - Blocked or Water logging	12
Health - Identification of Persons with Specific Needs of Female headed HH	12
Request for Protection Interventions	10
LPG Gas - Not enough for family	7
Health - Identification of Persons with Specific Needs of Elderly refugee	6
Stairs - Damaged, broken, or needs improvement	5
Health - Assessment of medical conditions required	2
Food distributions - Household has not received food	1
Health - Health Facility is not maintaining standards	1
Health - Identification of Persons with Specific Needs of Other types of PSN	1
Pathway - Requested	1
Relocation & Repatriation - Temporary relocation	1
Shelter & NFI - Request for new room	1
Shelter & NFI - NFI Concern related to distribution entitlement amount timing	1

# Common Feedback Platform - CFP

Monthly Camp Report | December 2025 | **Camp 02E**

## Summary for December 2025

**398** tickets received in this camp

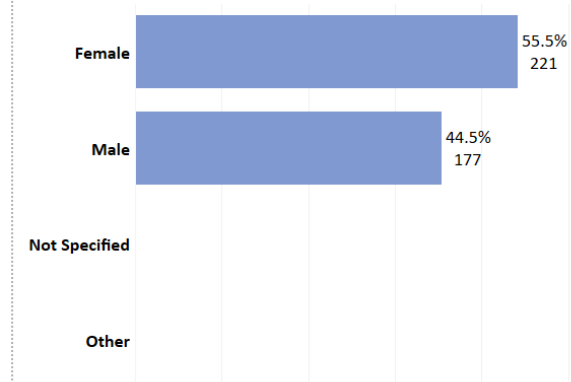
**18** tickets closed on the spot\*

**380** tickets referred to relevant actors

**248** responses given by relevant actors

\*Responses can be given within the same month or at a later date which might make the responses given higher than the referred tickets.

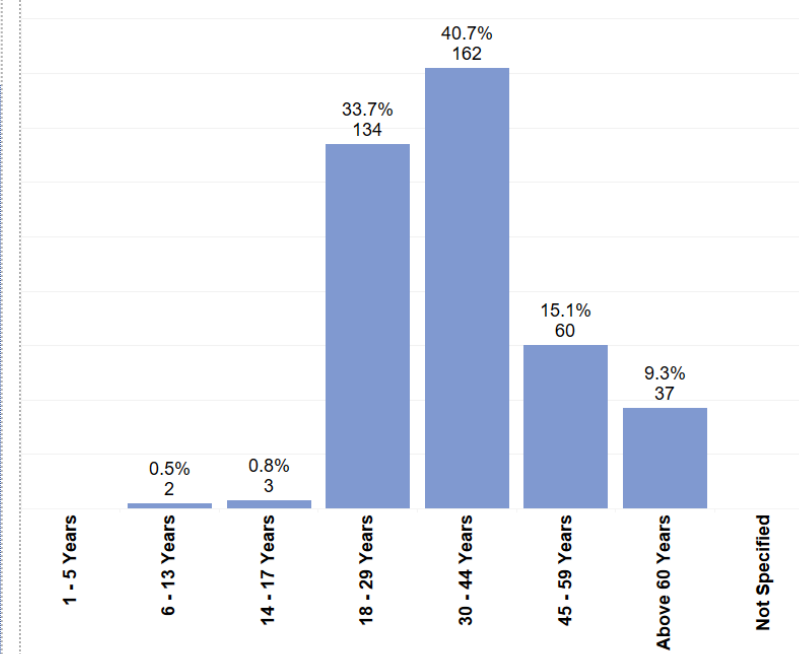
## Tickets received by gender



## Top Tickets this Month

Ticket Description	Total Received	Total Closed on the Spot	Total Referred	Total Replies	Open Tickets
Damage to shelter - Shelter damaged by weather	238	0	238	170	68
Damage to shelter - Shelter damaged over time	48	0	48	33	15
Pathway - Damaged, broken, or needs improvement	38	0	38	0	38
Energy & Environment - Request for Information	14	7	7	14	0
Request for Protection Interventions	13	0	13	7	6
Protection - Request for information	11	7	4	11	0
Shelter Materials - Received amount is not enough	9	1	8	8	0
LPG Gas - Not enough for family	6	0	6	0	6
General Health Card - Did not receive	3	0	3	0	3
Pathway - Requested	3	0	3	0	3
Shelter & NFI - Request for new room	2	0	2	2	0
Stairs - Requested	2	0	2	0	2
WASH - Solid Waste Communal waste pick up needed	2	0	2	0	2
Bathing Station - Broken or Damaged	1	0	1	0	1
Drainage - Blocked or Water logging	1	0	1	0	1
Health - Assessment of medical conditions required	1	0	1	0	1
Health - Request for information	1	1	0	1	0

## Tickets Received per Age Group



## Tickets Analysis by Sector

	Shelter & NFI	Site Development	Protection	Energy & Environment	Health	WASH	Site Management	Education	Food Security	ID Documents	Livelihood	Nutrition
Tickets Received	299	44	24	20	5	4	2	0	0	0	0	0
Total Closed on the Spot	1	0	7	7	1	1	1	0	0	0	0	0
Total Referred	298	44	17	13	4	3	1	0	0	0	0	0
Total Replies	213	0	18	14	1	1	1	0	0	0	0	0
Open Tickets	85	44	0	0	3	2	0	0	0	0	0	0

## Top Open Tickets this Month

### Ticket Description

Damage to shelter - Shelter damaged by weather	68
Pathway - Damaged, broken, or needs improvement	38
Damage to shelter - Shelter damaged over time	15
LPG Gas - Not enough for family	6
Request for Protection Interventions	6
General Health Card - Did not receive	3
Pathway - Requested	3
Stairs - Requested	2
WASH - Solid Waste Communal waste pick up needed	2
Bathing Station - Broken or Damaged	1
Drainage - Blocked or Water logging	1
Health - Assessment of medical conditions required	1
Not working - Solar supply	1
Shelter & NFI - NFI Concern related to distribution entitlement amount timing	1
Shelter Materials - Request additional materials	1

# Common Feedback Platform - CFP

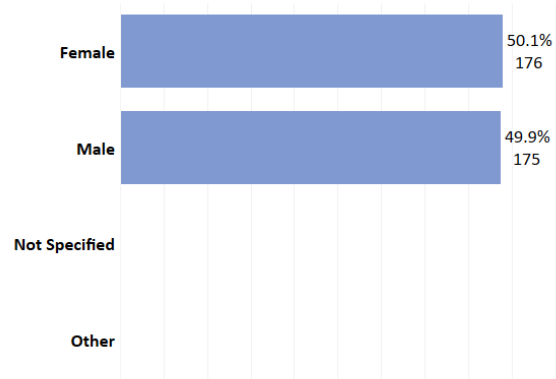
Monthly Camp Report | December 2025 | **Camp 02W**

## Summary for December 2025

- 351** tickets received in this camp
- 26** tickets closed on the spot\*
- 325** tickets referred to relevant actors
- 280** responses given by relevant actors

\*Responses can be given within the same month or at a later date which might make the responses given higher than the referred tickets.

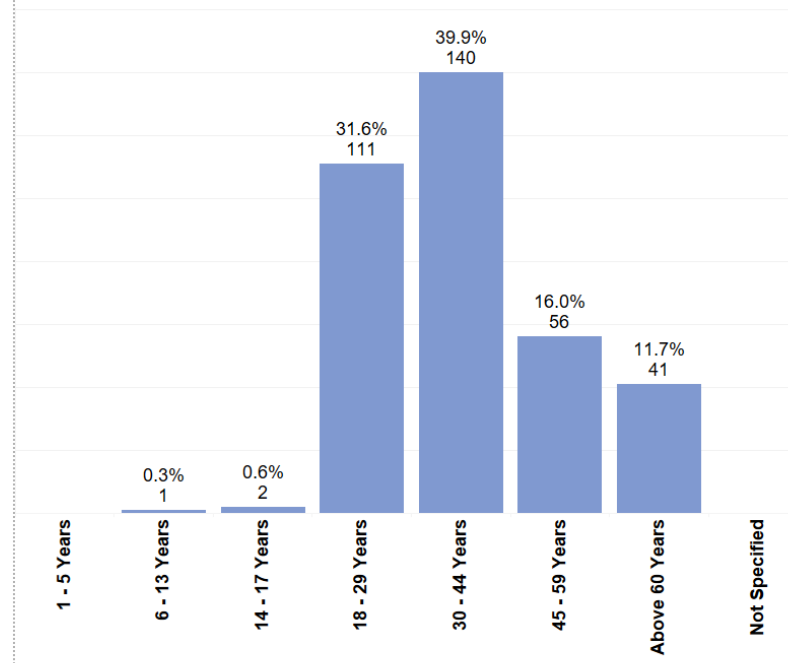
## Tickets received by gender



## Top Tickets this Month

Ticket Description	Total Received	Total Closed on the Spot	Total Referred	Total Replies	Open Tickets
Damage to shelter - Shelter damaged over time	233	0	233	228	5
Pathway - Damaged, broken, or needs improvement	26	0	26	0	26
Request for Protection Interventions	26	0	26	11	15
Energy & Environment - Request for Information	16	6	10	16	0
Protection - Request for information	13	13	0	13	0
LPG Gas - Not enough for family	10	1	9	1	8
Drainage - Blocked or Water logging	4	0	4	0	4
Stairs - Damaged, broken, or needs improvement	4	0	4	0	4
Health - Request for information	3	3	0	3	0
Pathway - Requested	2	0	2	0	2
Shelter & NFI - NFI Concern related to distribution entitlement amount timing	2	0	2	0	2
Shelter Materials - Received amount is not enough	2	1	1	2	0
Site Management - Solar light (Requesting the new light)	2	0	2	2	0
Damage to shelter - Shelter damaged by weather	1	0	1	1	0
Food Security - Request for information	1	1	0	1	0
Health - Assessment of medical conditions required	1	0	1	0	1
Health - Identification of Persons with Specific Needs of Elderly refugee	1	0	1	0	1

## Tickets Received per Age Group



## Tickets Analysis by Sector

	Shelter & NFI	Protection	Site Development	Energy & Environment	Health	Site Management	WASH	Food Security	Education	ID Documents	Livelihood	Nutrition
Tickets Received	240	39	36	26	5	2	2	1	0	0	0	0
Total Closed on the Spot	1	13	0	7	3	0	1	1	0	0	0	0
Total Referred	239	26	36	19	2	2	1	0	0	0	0	0
Total Replies	232	24	0	17	3	2	1	1	0	0	0	0
Open Tickets	7	2	36	2	0	0	0	0	0	0	0	0

## Top Open Tickets this Month

Ticket Description	Count
Pathway - Damaged, broken, or needs improvement	26
Request for Protection Interventions	15
LPG Gas - Not enough for family	8
Damage to shelter - Shelter damaged over time	5
Drainage - Blocked or Water logging	4
Stairs - Damaged, broken, or needs improvement	4
Pathway - Requested	2
Shelter & NFI - NFI Concern related to distribution entitlement amount timing	2
Health - Assessment of medical conditions required	1
Health - Identification of Persons with Specific Needs of Elderly refugee	1
Shelter & NFI - NFI Concern related to distribution modality facility quality location	1
Water tap & Tubewell - Requesting new facility	1

# Common Feedback Platform - CFP

Monthly Camp Report | December 2025 | **Camp 03**

## Summary for December 2025

**1,102** tickets received in this camp

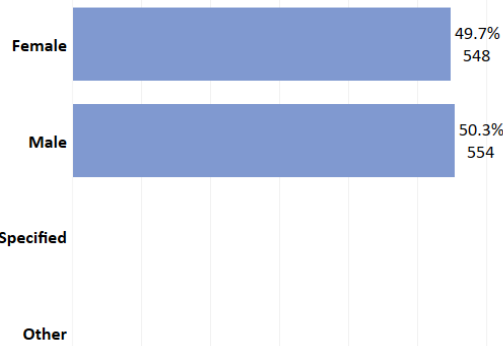
**746** tickets closed on the spot\*

**356** tickets referred to relevant actors

**834** responses given by relevant actors

*\*Responses can be given within the same month or at a later date which might make the reponses given higher than the referred tickets.*

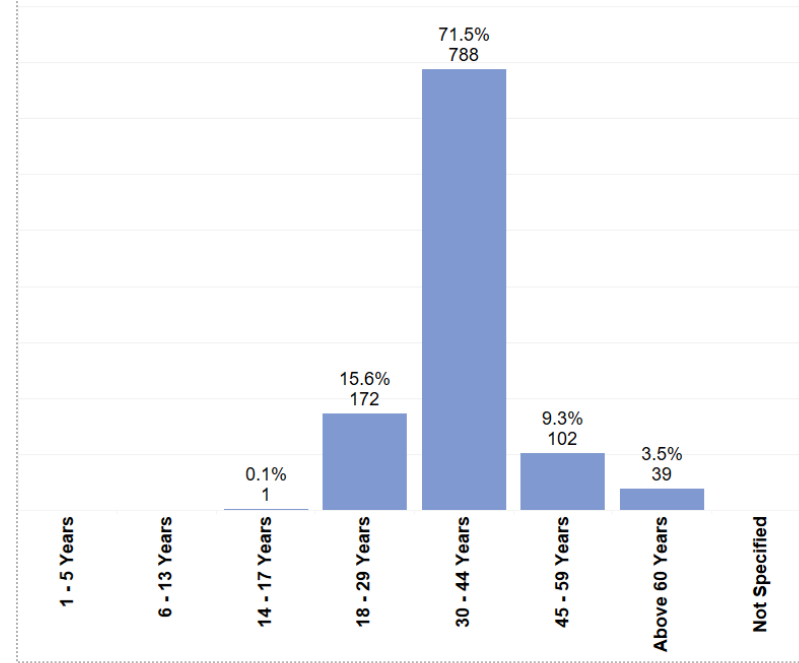
## Tickets received by gender



## Top Tickets this Month

Ticket Description	Total Received	Total Closed on the Spot	Total Referred	Total Replies	Open Tickets
Site Management - Request for information	569	569	0	569	0
Damage to shelter - Shelter damaged over time	253	0	253	55	198
Protection - Request for information	92	91	1	92	0
Energy & Environment - Request for Information	51	51	0	51	0
Pathway - Damaged, broken, or needs improvement	48	0	48	0	48
Request for Protection Interventions	32	0	32	31	1
Health - Request for information	13	13	0	13	0
Food Security - Request for information	11	11	0	11	0
LPG Gas - Not enough for family	10	0	10	0	10
WASH - Request for information	9	9	0	9	0
Damage to shelter - Shelter damaged by weather	5	0	5	1	4
Livelihood - Request for information	2	2	0	2	0
Shelter & NFI - Request for new room	2	0	2	0	2
General Health Card - Did not receive	1	0	1	0	1
Health - Health Facility is not maintaining standards	1	0	1	0	1
Shelter Materials - Request additional materials	1	0	1	0	1
Slope Protection (erosion) - Requested	1	0	1	0	1

## Tickets Received per Age Group



## Tickets Analysis by Sector

	Site Management	Shelter & NFI	Protection	Energy & Environment	Site Development	Health	Food Security	WASH	Livelihood	Education	ID Documents	Nutrition
Tickets Received	569	261	124	61	49	15	11	10	2	0	0	0
Total Closed on the Spot	569	0	91	51	0	13	11	9	2	0	0	0
Total Referred	0	261	33	10	49	2	0	1	0	0	0	0
Total Replies	569	56	123	51	0	13	11	9	2	0	0	0
Open Tickets	0	205	0	0	49	0	0	0	0	0	0	0

## Top Open Tickets this Month

Ticket Description	Count
Damage to shelter - Shelter damaged over time	198
Pathway - Damaged, broken, or needs improvement	48
LPG Gas - Not enough for family	10
Damage to shelter - Shelter damaged by weather	4
Shelter & NFI - Request for new room	2
General Health Card - Did not receive	1
Health - Health Facility is not maintaining standards	1
Request for Protection Interventions	1
Shelter Materials - Request additional materials	1
Slope Protection (erosion) - Requested	1
WASH - Latrine not accessible	1

# Common Feedback Platform - CFP

Monthly Camp Report | December 2025 | **Camp 04**

## Summary for December 2025

**1,613** tickets received in this camp

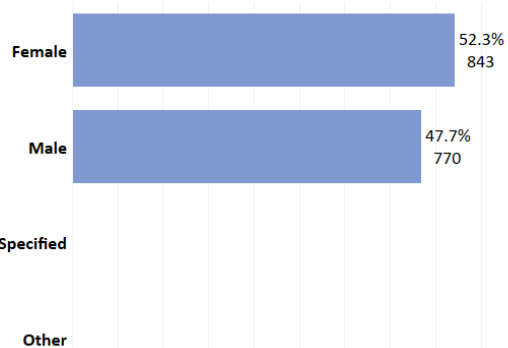
**1,208** tickets closed on the spot\*

**405** tickets referred to relevant actors

**1,477** responses given by relevant actors

\*Responses can be given within the same month or at a later date which might make the responses given higher than the referred tickets.

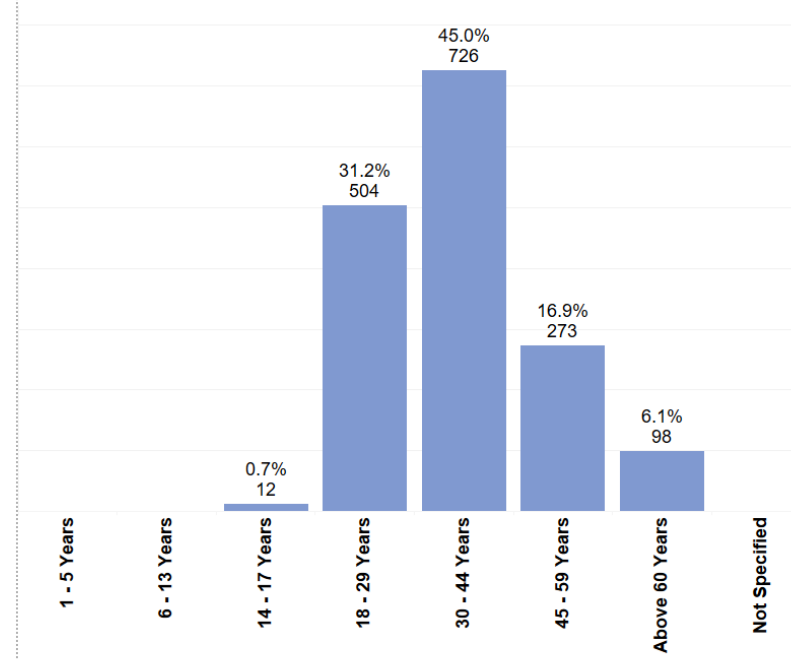
## Tickets received by gender



## Top Tickets this Month

Ticket Description	Total Received	Total Closed on the Spot	Total Referred	Total Replies	Open Tickets
Site Management - Request for information	533	533	0	533	0
Energy & Environment - Request for Information	292	292	0	292	0
Damage to shelter - Shelter damaged over time	227	0	227	169	58
Protection - Request for information	226	224	2	226	0
WASH - Request for information	85	85	0	85	0
Request for Protection Interventions	70	0	70	53	17
Pathway - Damaged, broken, or needs improvement	47	0	47	32	15
Food Security - Request for information	31	31	0	31	0
Health - Request for information	31	31	0	31	0
LPG Gas - Not enough for family	17	1	16	1	15
Livelihood - Request for information	10	10	0	10	0
Shelter Materials - Request additional materials	8	0	8	4	4
Damage to shelter - Shelter damaged by weather	5	0	5	2	3
Stairs - Damaged, broken, or needs improvement	5	0	5	5	0
General Health Card - Did not receive	4	0	4	0	4
Health - Assessment of medical conditions required	3	0	3	0	3
Shelter & NFI - NFI Concern related to distribution modality facility quality location	3	0	3	0	3

## Tickets Received per Age Group



## Tickets Analysis by Sector

	Site Management	Energy & Environment	Protection	Shelter & NFI	WASH	Site Development	Health	Food Security	Livelihood	Nutrition	Education	ID Documents
Tickets Received	537	310	296	248	85	52	38	34	10	3	0	0
Total Closed on the Spot	533	293	224	0	85	0	31	31	10	1	0	0
Total Referred	4	17	72	248	0	52	7	3	0	2	0	0
Total Replies	535	293	279	175	85	37	31	31	10	1	0	0
Open Tickets	0	0	0	73	0	15	0	0	0	1	0	0

## Top Open Tickets this Month

Ticket Description	Count
Damage to shelter - Shelter damaged over time	58
Request for Protection Interventions	17
LPG Gas - Not enough for family	15
Pathway - Damaged, broken, or needs improvement	15
General Health Card - Did not receive	4
Shelter Materials - Request additional materials	4
Damage to shelter - Shelter damaged by weather	3
Health - Assessment of medical conditions required	3
Shelter & NFI - NFI Concern related to distribution modality facility quality location	3
Shelter & NFI - Request for new room	3
Food Porters - Requested	2
Relocation & Repatriation - Relocation within camp	2
Shelter & NFI - NFI Concern related to distribution entitlement amount timing	2
Food distributions - Household has not received food	1
LPG Porters - Requested	1
Nutrition - Issue with nutrition facility	1

# Common Feedback Platform - CFP

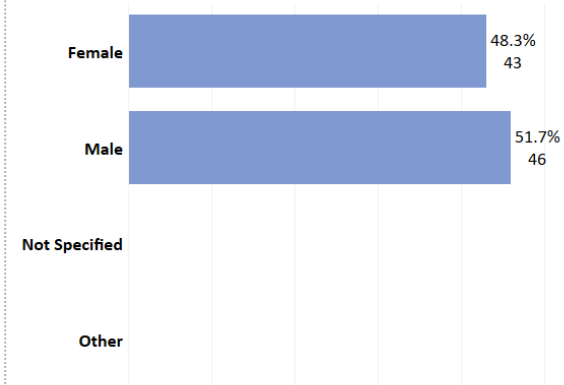
Monthly Camp Report | December 2025 | **Camp 04 Ext.**

## Summary for December 2025

- 89** tickets received in this camp
- 49** tickets closed on the spot\*
- 40** tickets referred to relevant actors
- 51** responses given by relevant actors

\*Responses can be given within the same month or at a later date which might make the responses given higher than the referred tickets.

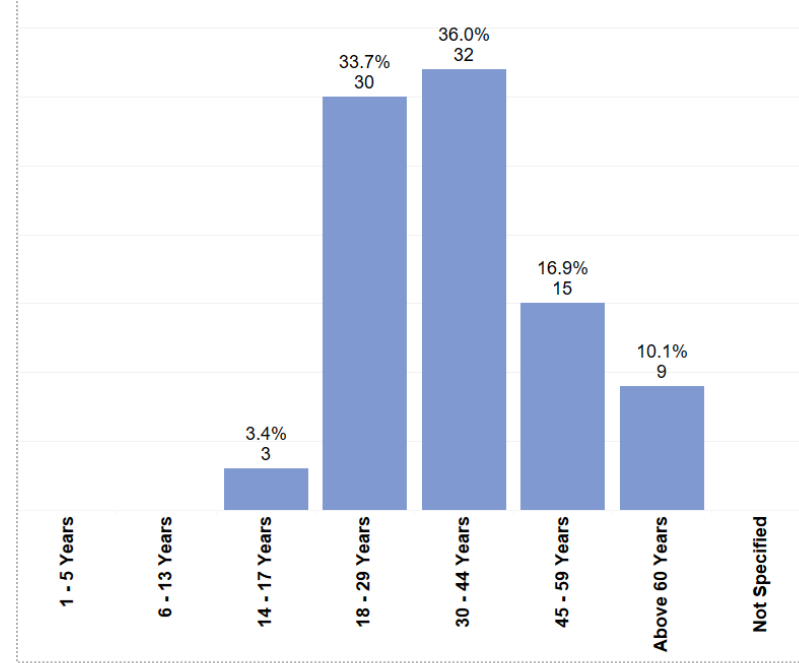
## Tickets received by gender



## Top Tickets this Month

Ticket Description	Total Received	Total Closed on the Spot	Total Referred	Total Replies	Open Tickets
Energy & Environment - Request for Information	21	21	0	21	0
Request for Protection Interventions	21	0	21	2	19
Damage to shelter - Shelter damaged over time	12	0	12	0	12
WASH - Request for information	8	8	0	8	0
Health - Request for information	7	7	0	7	0
Food Security - Request for information	6	6	0	6	0
Protection - Request for information	5	5	0	5	0
LPG Gas - Not enough for family	3	0	3	0	3
Livelihood - Request for information	1	1	0	1	0
Relocation & Repatriation - Relocation within camp	1	0	1	0	1
Relocation & Repatriation - Temporary relocation	1	0	1	0	1
Shelter & NFI - Request for new room	1	0	1	0	1
Shelter & NFI - NFI Concern related to distribution entitlement amount timing	1	0	1	0	1
Site Management - Request for information	1	1	0	1	0

## Tickets Received per Age Group



## Tickets Analysis by Sector

	Protection	Energy & Environment	Shelter & NFI	WASH	Health	Food Security	Site Management	Livelihood	Education	ID Documents	Nutrition	Site Development
Tickets Received	26	24	14	8	7	6	3	1	0	0	0	0
Total Closed on the Spot	5	21	0	8	7	6	1	1	0	0	0	0
Total Referred	21	3	14	0	0	0	2	0	0	0	0	0
Total Replies	7	21	0	8	7	6	1	1	0	0	0	0
Open Tickets	14	0	14	0	0	0	1	0	0	0	0	0

## Top Open Tickets this Month

Ticket Description	Count
Request for Protection Interventions	19
Damage to shelter - Shelter damaged over time	12
LPG Gas - Not enough for family	3
Relocation & Repatriation - Relocation within camp	1
Relocation & Repatriation - Temporary relocation	1
Shelter & NFI - Request for new room	1
Shelter & NFI - NFI Concern related to distribution entitlement amount timing	1

# Common Feedback Platform - CFP

Monthly Camp Report | December 2025 | **Camp 05**

## Summary for December 2025

**920** tickets received in this camp

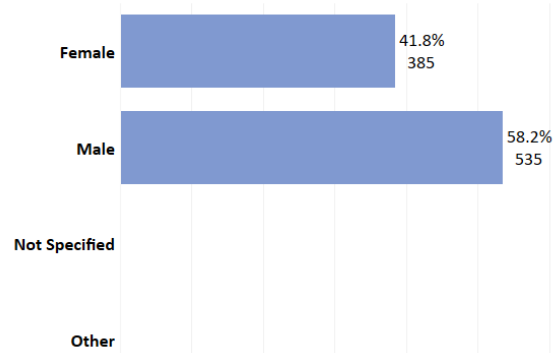
**566** tickets closed on the spot\*

**354** tickets referred to relevant actors

**603** responses given by relevant actors

*\*Responses can be given within the same month or at a later date which might make the responses given higher than the referred tickets.*

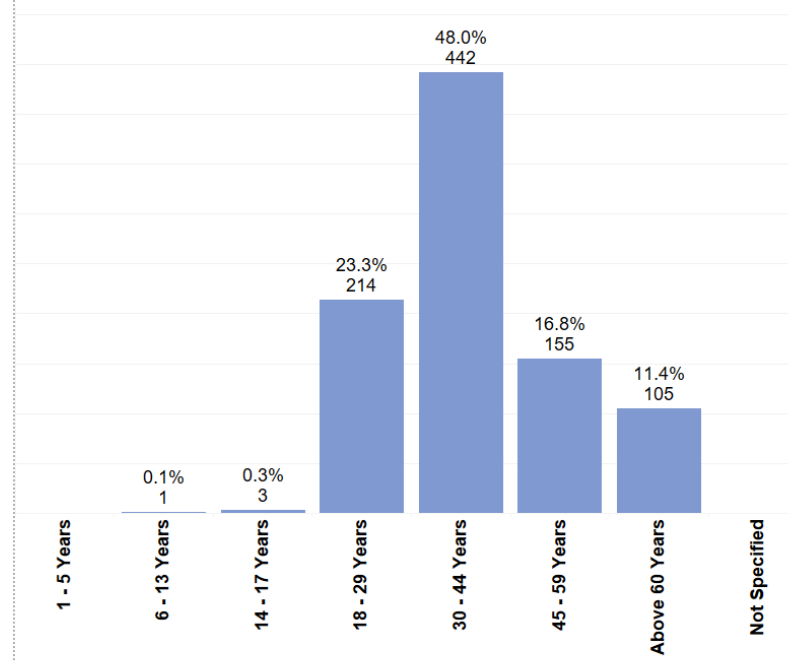
## Tickets received by gender



## Top Tickets this Month

Ticket Description	Total Received	Total Closed on the Spot	Total Referred	Total Replies	Open Tickets
Site Management - Request for information	265	265	0	265	0
Energy & Environment - Request for Information	134	133	1	134	0
Damage to shelter - Shelter damaged by weather	115	0	115	1	114
Damage to shelter - Shelter damaged over time	102	0	102	1	101
Protection - Request for information	94	92	2	94	0
Pathway - Damaged, broken, or needs improvement	80	0	80	0	80
Food Security - Request for information	35	35	0	35	0
WASH - Request for information	24	24	0	24	0
Request for Protection Interventions	21	0	21	20	1
Health - Request for information	17	17	0	17	0
LPG Gas - Not enough for family	16	0	16	10	6
Pathway - Requested	7	0	7	0	7
General Health Card - Did not receive	2	0	2	0	2
Health - Rehabilitation support or assistive device support	2	0	2	0	2

## Tickets Received per Age Group



## Tickets Analysis by Sector

	Site Management	Shelter & NFI	Energy & Environment	Protection	Site Development	Food Security	WASH	Health	Education	ID Documents	Livelihood	Nutrition
Tickets Received	267	219	150	115	89	36	25	19	0	0	0	0
Total Closed on the Spot	265	0	133	92	0	35	24	17	0	0	0	0
Total Referred	2	219	17	23	89	1	1	2	0	0	0	0
Total Replies	266	2	144	114	0	36	24	17	0	0	0	0
Open Tickets	0	217	0	0	89	0	0	0	0	0	0	0

## Top Open Tickets this Month

Ticket Description	Count
Damage to shelter - Shelter damaged by weather	114
Damage to shelter - Shelter damaged over time	101
Pathway - Damaged, broken, or needs improvement	80
Pathway - Requested	7
LPG Gas - Not enough for family	6
General Health Card - Did not receive	2
Health - Rehabilitation support or assistive device support	2
Latrine - Latrine not working properly	1
Not working - Solar supply	1
Request for Protection Interventions	1
Stairs - Damaged, broken, or needs improvement	1
Stairs - Requested	1

# Common Feedback Platform - CFP

Monthly Camp Report | December 2025 | **Camp 06**

## Summary for December 2025

**1,025** tickets received in this camp

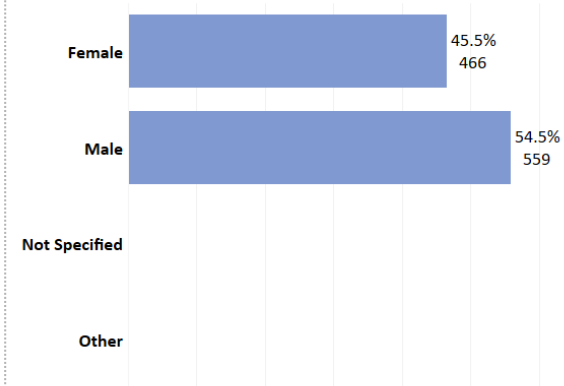
**913** tickets closed on the spot\*

**112** tickets referred to relevant actors

**1,010** responses given by relevant actors

*\*Responses can be given within the same month or at a later date which might make the responses given higher than the referred tickets.*

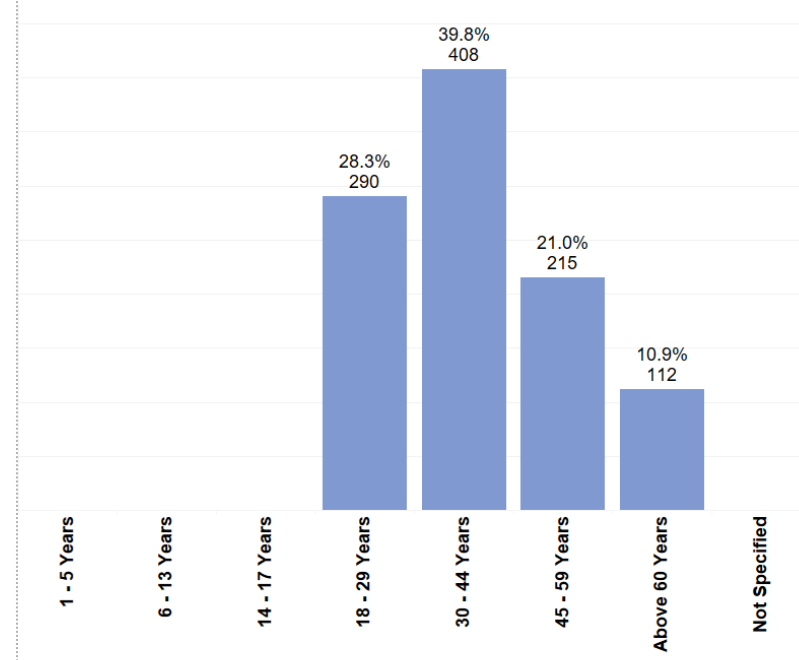
## Tickets received by gender



## Top Tickets this Month

Ticket Description	Total Received	Total Closed on the Spot	Total Referred	Total Replies	Open Tickets
Energy & Environment - Request for Information	296	296	0	296	0
Site Management - Request for information	247	247	0	247	0
Protection - Request for information	166	166	0	166	0
Health - Request for information	94	94	0	94	0
Livelihood - Request for information	85	85	0	85	0
Damage to shelter - Shelter damaged over time	68	0	68	67	1
Pathway - Damaged, broken, or needs improvement	26	0	26	21	5
Food Security - Request for information	16	16	0	16	0
Request for Protection Interventions	9	0	9	4	5
WASH - Request for information	9	9	0	9	0
General Health Card - Did not receive	4	0	4	0	4

## Tickets Received per Age Group



## Tickets Analysis by Sector

	Energy & Environment	Site Management	Protection	Health	Livelihood	Shelter & NFI	Site Development	Food Security	WASH	Education	ID Documents	Nutrition
Tickets Received	296	247	175	98	85	71	27	17	9	0	0	0
Total Closed on the Spot	296	247	166	94	85	0	0	16	9	0	0	0
Total Referred	0	0	9	4	0	71	27	1	0	0	0	0
Total Replies	296	247	170	94	85	70	22	17	9	0	0	0
Open Tickets	0	0	0	0	0	1	5	0	0	0	0	0

## Top Open Tickets this Month

Ticket Description	Count
Pathway - Damaged, broken, or needs improvement	5
Request for Protection Interventions	5
General Health Card - Did not receive	4
Damage to shelter - Shelter damaged over time	1

# Common Feedback Platform - CFP

Monthly Camp Report | December 2025 | **Camp 07**

## Summary for December 2025

**703** tickets received in this camp

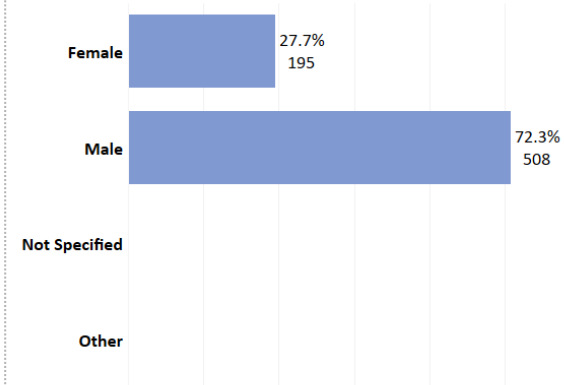
**48** tickets closed on the spot\*

**655** tickets referred to relevant actors

**489** responses given by relevant actors

*\*Responses can be given within the same month or at a later date which might make the responses given higher than the referred tickets.*

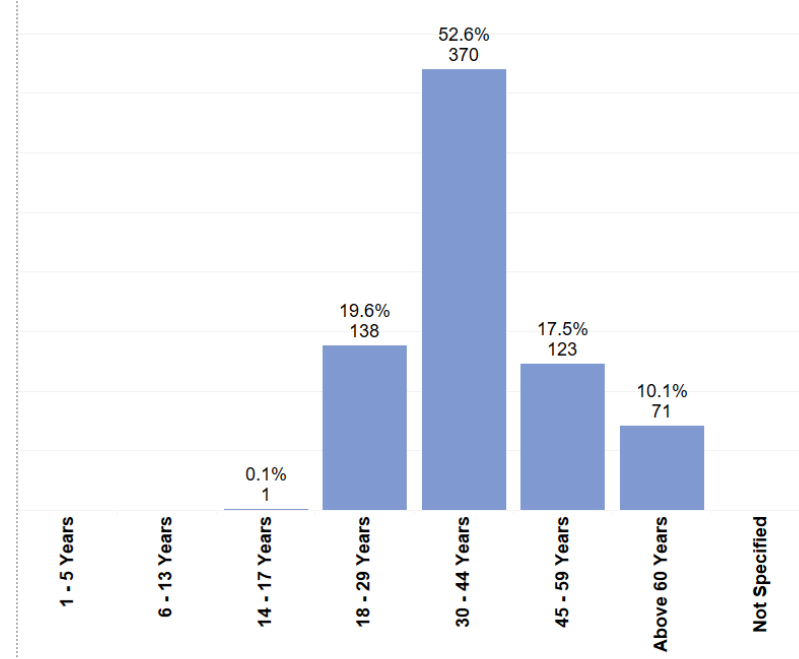
## Tickets received by gender



## Top Tickets this Month

Ticket Description	Total Received	Total Closed on the Spot	Total Referred	Total Replies	Open Tickets
Damage to shelter - Shelter damaged over time	287	0	287	146	141
Damage to shelter - Shelter damaged by weather	170	0	170	119	51
Pathway - Damaged, broken, or needs improvement	119	0	119	114	5
Energy & Environment - Request for Information	26	21	5	26	0
Stairs - Damaged, broken, or needs improvement	23	0	23	23	0
Request for Protection Interventions	22	1	21	18	3
Shelter Materials - Received amount is not enough	18	17	1	17	0
Health - Request for information	16	5	11	16	0
LPG Gas - Not enough for family	4	0	4	0	4
Drainage - Blocked or Water logging	2	0	2	0	2
Shelter Materials - Request additional materials	2	0	2	2	0
Site Management - Request for information	2	2	0	2	0

## Tickets Received per Age Group



## Tickets Analysis by Sector

	Shelter & NFI	Site Development	Energy & Environment	Protection	Health	Site Management	Food Security	WASH	Education	ID Documents	Livelihood	Nutrition
Tickets Received	479	147	30	23	17	3	2	2	0	0	0	0
Total Closed on the Spot	17	0	21	2	5	2	0	1	0	0	0	0
Total Referred	462	147	9	21	12	1	2	1	0	0	0	0
Total Replies	285	140	26	19	16	2	0	1	0	0	0	0
Open Tickets	177	7	0	2	0	0	2	0	0	0	0	0

## Top Open Tickets this Month

Ticket Description	Count
Damage to shelter - Shelter damaged over time	141
Damage to shelter - Shelter damaged by weather	51
Pathway - Damaged, broken, or needs improvement	5
LPG Gas - Not enough for family	4
Request for Protection Interventions	3
Drainage - Blocked or Water logging	2
Food Porters - Requested	1
Food Security - Issue with collector	1
Health - Identification of Persons with Specific Needs of Other types of PSN	1
Not working - Solar supply	1
Shelter & NFI - NFI Concern related to distribution modality facility quality location	1
Water tap & Tubewell - Requesting new facility	1

# Common Feedback Platform - CFP

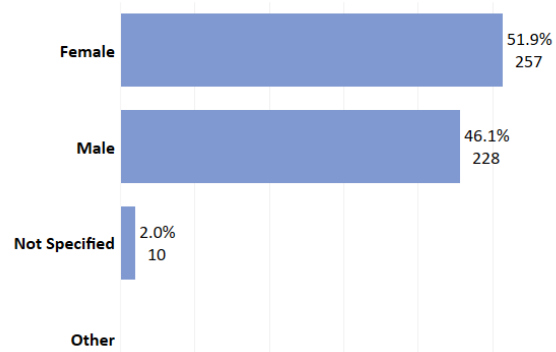
Monthly Camp Report | December 2025 | **Camp 08E**

## Summary for December 2025

- 495** tickets received in this camp
- 198** tickets closed on the spot\*
- 297** tickets referred to relevant actors
- 494** responses given by relevant actors

\*Responses can be given within the same month or at a later date which might make the responses given higher than the referred tickets.

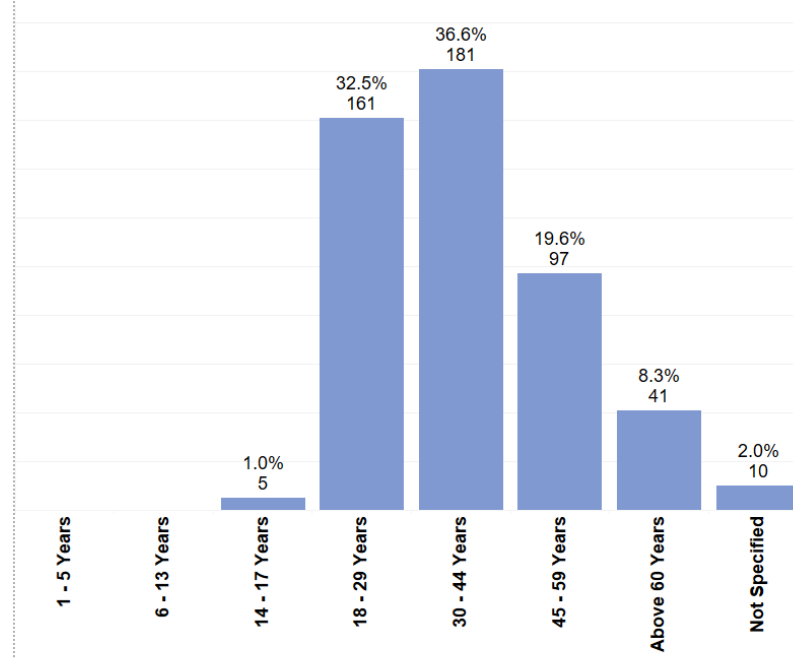
## Tickets received by gender



## Top Tickets this Month

Ticket Description	Total Received	Total Closed on the Spot	Total Referred	Total Replies	Open Tickets
Site Management - Request for information	89	89	0	89	0
Slope Protection (erosion) - Requested	73	0	73	70	3
Slope Protection (erosion) - Damaged, broken, or needs improvement	45	0	45	61	0
Energy & Environment - Request for Information	34	34	0	34	0
WASH - Request for information	29	29	0	29	0
Protection - Request for information	26	26	0	26	0
Cooking Stove - Did not receive	23	0	23	49	0
Cash for Work - Has not been enrolled	20	0	20	8	12
Request for Protection Interventions	18	0	18	8	10
Drainage - Drain Requested	16	0	16	24	0
Stairs - Requested	15	0	15	16	0
Pathway - Requested	10	0	10	7	3
Protection Referral (DRC)	10	10	0	0	0
SCOPE Card - Has not received new SCOPE Card	10	0	10	7	3
Drainage - Damaged, broken, or needs improvement	8	0	8	5	3
Community Conflict - Tree Cutting	7	0	7	5	2
Food distributions - Missed Token	7	0	7	5	2

## Tickets Received per Age Group



## Tickets Analysis by Sector

	Site Development	Site Management	Energy & Environment	Protection	WASH	Food Security	ID Documents	Health	Education	Livelihood	Nutrition	Shelter & NFI
Tickets Received	178	122	66	54	46	13	10	6	0	0	0	0
Total Closed on the Spot	0	90	35	36	29	2	0	6	0	0	0	0
Total Referred	178	32	31	18	17	11	10	0	0	0	0	0
Total Replies	192	107	89	34	41	18	8	5	0	0	0	0
Open Tickets	0	0	0	0	0	0	2	0	0	0	0	0

## Top Open Tickets this Month

Ticket Description	Count
Cash for Work - Has not been enrolled	12
Request for Protection Interventions	10
LPG Gas - Did not receive refill	4
Drainage - Damaged, broken, or needs improvement	3
Fence or railing for path or stairs - Requested	3
Pathway - Damaged, broken, or needs improvement	3
Pathway - Requested	3
SCOPE Card - Has not received new SCOPE Card	3
Slope Protection (erosion) - Requested	3
Trash Disposal - Trash pick-up needed	3
Water tap - Requested	3
Cash for Work - Has received less payment than days worked	2
Community Conflict - Tree Cutting	2
Food distributions - Missed Token	2
Lamp post or Street light - Requested	1
Latrine - New toilet requested	1

# Common Feedback Platform - CFP

Monthly Camp Report | December 2025 | **Camp 08W**

## Summary for December 2025

**850** tickets received in this camp

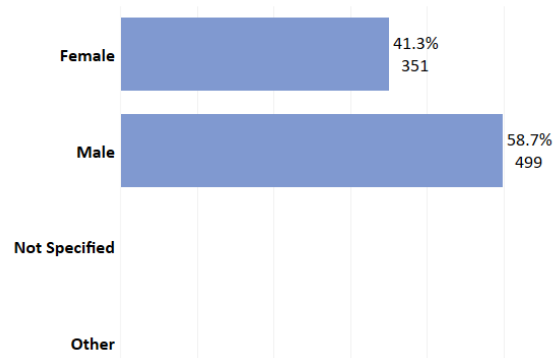
**511** tickets closed on the spot\*

**339** tickets referred to relevant actors

**492** responses given by relevant actors

*\*Responses can be given within the same month or at a later date which might make the responses given higher than the referred tickets.*

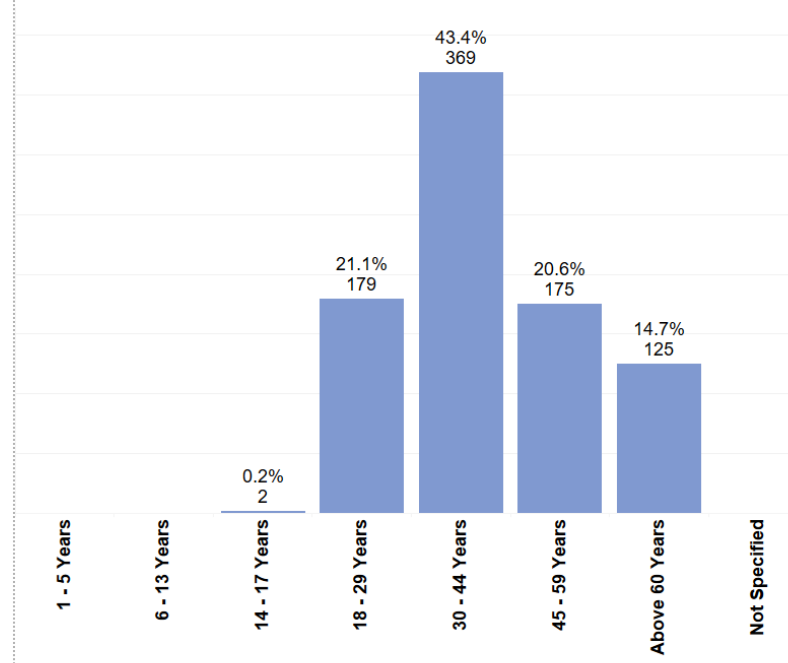
## Tickets received by gender



## Top Tickets this Month

Ticket Description	Total Received	Total Closed on the Spot	Total Referred	Total Replies	Open Tickets
Energy & Environment - Request for Information	175	175	0	175	0
Slope Protection (erosion) - Requested	131	0	131	5	126
LPG Gas - Not enough for family	93	93	0	0	0
Site Management - Request for information	92	92	0	92	0
WASH - Request for information	50	50	0	50	0
Shelter Materials - Request additional materials	35	35	0	0	0
Stairs - Requested	31	0	31	2	29
Slope Protection (erosion) - Damaged, broken, or needs improvement	28	0	28	3	25
Food Security - Request for information	24	24	0	24	0
Request for Protection Interventions	24	1	23	7	16
LPG Gas - Did not receive cylinder	21	0	21	31	0
Shelter Materials - Missed Distribution	21	0	21	18	3
Health - Request for information	18	18	0	18	0
Pathway - Requested	16	0	16	2	14
Drainage - Drain Requested	14	0	14	1	13
Lamp post or Street light - Requested	7	0	7	0	7
SMART Card & Family Attestation - HH requests for vulnerability verification (e.g., Eld...	7	7	0	0	0

## Tickets Received per Age Group



## Tickets Analysis by Sector

	Energy & Environment	Site Development	Site Management	Shelter & NFI	WASH	Food Security	Protection	Health	ID Documents	Education	Livelihood	Nutrition
Tickets Received	303	234	98	72	58	29	27	18	11	0	0	0
Total Closed on the Spot	269	0	95	41	50	24	4	18	10	0	0	0
Total Referred	34	234	3	31	8	5	23	0	1	0	0	0
Total Replies	215	15	108	31	53	40	10	18	2	0	0	0
Open Tickets	0	219	0	0	0	0	13	0	0	0	0	0

## Top Open Tickets this Month

Ticket Description	Count
Slope Protection (erosion) - Requested	126
Stairs - Requested	29
Slope Protection (erosion) - Damaged, broken, or needs improvement	25
Request for Protection Interventions	16
Pathway - Requested	14
Drainage - Drain Requested	13
Lamp post or Street light - Requested	7
Shelter Kit - Requested (evicted household)	5
Cooking Stove - Did not receive	4
Drainage - Damaged, broken, or needs improvement	3
Latrine - New toilet requested	3
LPG Porters - Requested	3
Shelter Materials - Missed Distribution	3
Clearing and levelling ground - Requested	1
Drainage - Blocked or Water logging	1
Latrine - Needs desludging	1
SCOPE Card - Lost	1

# Common Feedback Platform - CFP

Monthly Camp Report | December 2025 | **Camp 09**

## Summary for December 2025

**712** tickets received in this camp

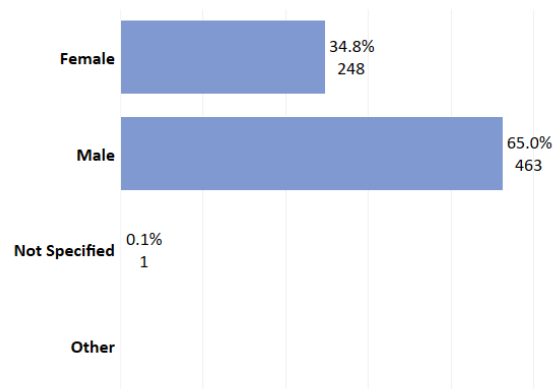
**413** tickets closed on the spot\*

**299** tickets referred to relevant actors

**499** responses given by relevant actors

\*Responses can be given within the same month or at a later date which might make the responses given higher than the referred tickets.

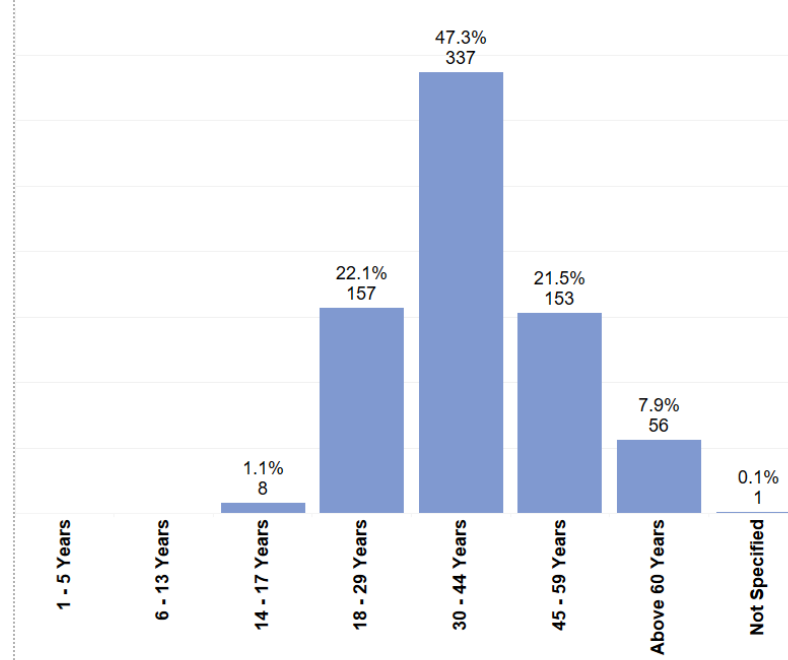
## Tickets received by gender



## Top Tickets this Month

Ticket Description	Total Received	Total Closed on the Spot	Total Referred	Total Replies	Open Tickets
Site Management - Request for information	96	91	5	96	0
Slope Protection (erosion) - Damaged, broken, or needs improvement	63	0	63	68	0
Protection - Request for information	61	58	3	61	0
Energy & Environment - Request for Information	53	51	2	53	0
Request for Protection Interventions	50	0	50	31	19
Cash for Work - Has not been selected for CFW in long time	45	45	0	0	0
LPG Gas - Not enough for family	42	42	0	0	0
Shelter Materials - Request additional materials	41	41	0	0	0
Damage to shelter - Shelter damaged over time	31	31	0	0	0
WASH - Request for information	26	25	1	26	0
Drainage - Drain Requested	25	0	25	17	8
Slope Protection (erosion) - Requested	21	0	21	19	2
Stairs - Damaged, broken, or needs improvement	19	0	19	13	6
Drainage Cover (Slab) - Requested	16	0	16	13	3
Stairs - Requested	16	0	16	13	3
Pathway - Requested	13	0	13	10	3
Shelter Number - Requested	12	0	12	2	10

## Tickets Received per Age Group



## Tickets Analysis by Sector

	Site Development	Site Management	Protection	Energy & Environment	Shelter & NFI	WASH	Health	Education	Food Security	ID Documents	Livelihood	Nutrition
Tickets Received	191	153	113	101	100	44	8	1	1	0	0	0
Total Closed on the Spot	0	139	60	94	86	26	7	0	1	0	0	0
Total Referred	191	14	53	7	14	18	1	1	0	0	0	0
Total Replies	178	104	92	68	2	47	7	0	1	0	0	0
Open Tickets	13	0	0	0	12	0	0	1	0	0	0	0

## Top Open Tickets this Month

Ticket Description	Count
Request for Protection Interventions	19
Shelter Number - Requested	10
Drainage - Drain Requested	8
Stairs - Damaged, broken, or needs improvement	6
Drainage - Damaged, broken, or needs improvement	3
Drainage Cover (Slab) - Requested	3
Pathway - Requested	3
Stairs - Requested	3
Cash for Work - Has not been enrolled	2
Shelter Materials - Missed Distribution	2
Slope Protection (erosion) - Requested	2
Bathing Station - Requested	1
Education - Tertiary Education requested	1
General Health Card - Did not receive	1
Lamp post or Street light - Damaged, broken, or needs improvement	1
Pathway - Damaged, broken, or needs improvement	1
Tubewell - Not Working	1

# Common Feedback Platform - CFP

Monthly Camp Report | December 2025 | **Camp 10**

## Summary for December 2025

**685** tickets received in this camp

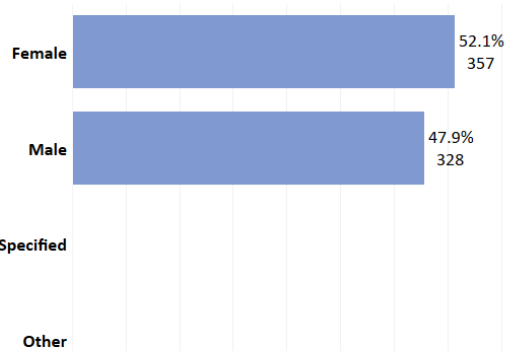
**403** tickets closed on the spot\*

**282** tickets referred to relevant actors

**683** responses given by relevant actors

*\*Responses can be given within the same month or at a later date which might make the responses given higher than the referred tickets.*

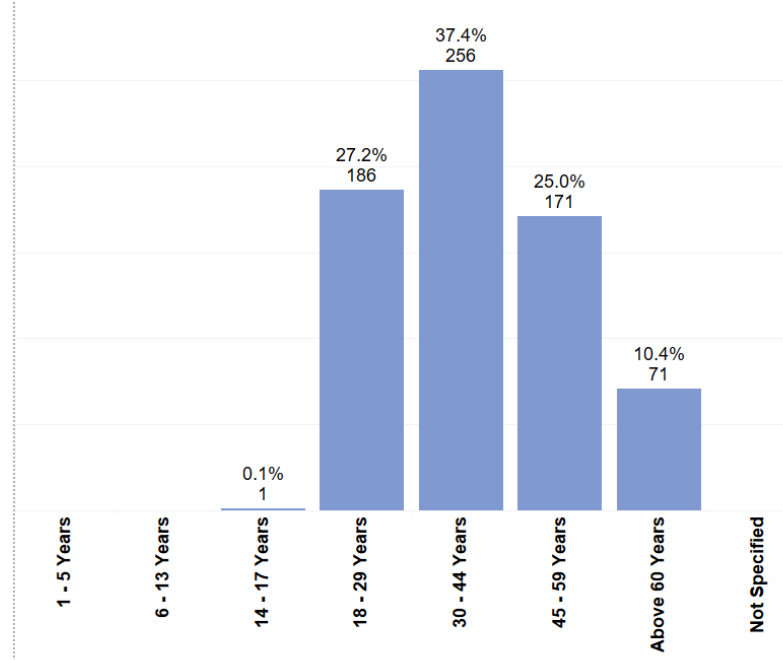
## Tickets received by gender



## Top Tickets this Month

Ticket Description	Total Received	Total Closed on the Spot	Total Referred	Total Replies	Open Tickets
Energy & Environment - Request for Information	227	227	0	227	0
Site Management - Request for information	104	104	0	104	0
Slope Protection (erosion) - Requested	87	0	87	85	2
Protection - Request for information	66	64	2	66	0
Shelter Materials - Missed Distribution	52	0	52	30	22
Stairs - Requested	26	0	26	21	5
Request for Protection Interventions	24	0	24	7	17
LPG Gas - Did not receive cylinder	23	0	23	32	0
Trash Disposal - Trash bins requested	11	0	11	38	0
Shelter Number - Requested	8	0	8	4	4
Drainage - Blocked or Water logging	7	0	7	9	0
Health - Request for information	6	6	0	6	0
LPG Porters - Requested	5	0	5	1	4
Drainage - Drain Requested	4	0	4	8	0
Latrine - Needs desludging	4	0	4	6	0
Water tap - Requested	4	0	4	2	2
Drainage - Damaged, broken, or needs improvement	3	0	3	1	2

## Tickets Received per Age Group



## Tickets Analysis by Sector

	Energy & Environment	Site Development	Site Management	Protection	Shelter & NFI	WASH	Health	Food Security	Education	ID Documents	Livelihood	Nutrition
Tickets Received	256	131	108	90	60	30	6	2	1	1	0	0
Total Closed on the Spot	227	0	104	64	0	0	6	0	1	1	0	0
Total Referred	29	131	4	26	60	30	0	2	0	0	0	0
Total Replies	262	141	112	73	34	51	6	3	1	0	0	0
Open Tickets	0	0	0	0	26	0	0	0	0	0	0	0

## Top Open Tickets this Month

Ticket Description	Count
Shelter Materials - Missed Distribution	22
Request for Protection Interventions	17
Stairs - Requested	5
LPG Porters - Requested	4
Shelter Number - Requested	4
Drainage - Damaged, broken, or needs improvement	2
Slope Protection (erosion) - Requested	2
Water tap - Requested	2
Bathing Station - Broken or Damaged	1
Community Conflict - Tree Cutting	1
Cooking Stove - Did not receive	1
Drainage Cover (Slab) - Requested	1
Latrine - Broken	1
Latrine - Needs cleaning	1
Latrine - New toilet requested	1
Soap & Hygiene Kit - Did not receive	1
Trash Disposal - Trash pick-up needed	1

# Common Feedback Platform - CFP

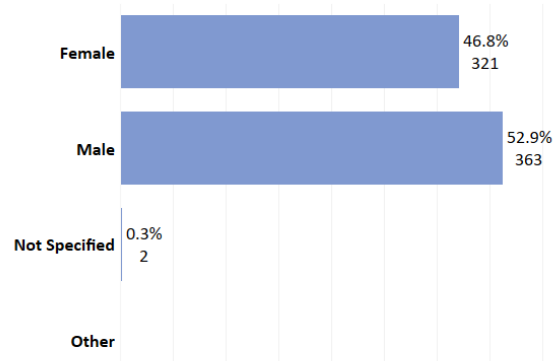
Monthly Camp Report | December 2025 | **Camp 11**

## Summary for December 2025

- 686** tickets received in this camp
- 323** tickets closed on the spot\*
- 363** tickets referred to relevant actors
- 392** responses given by relevant actors

\*Responses can be given within the same month or at a later date which might make the responses given higher than the referred tickets.

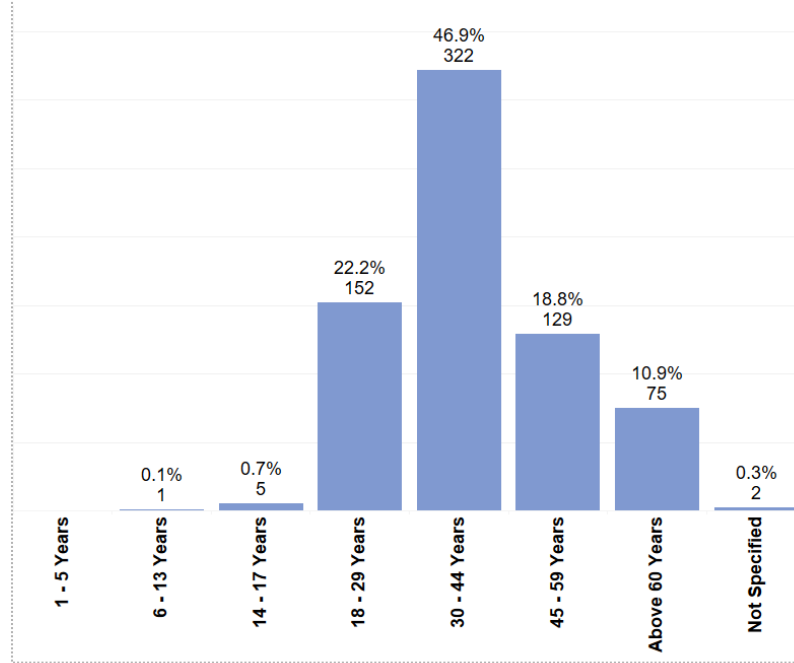
## Tickets received by gender



## Top Tickets this Month

Ticket Description	Total Received	Total Closed on the Spot	Total Referred	Total Replies	Open Tickets
Slope Protection (erosion) - Damaged, broken, or needs improvement	156	0	156	56	100
Food Security - Request for information	105	104	1	105	0
Protection - Request for information	87	84	3	87	0
Cash for Work - Has not been selected for CfW in long time	43	43	0	0	0
Site Management - Request for information	35	35	0	35	0
Request for Protection Interventions	31	0	31	16	15
Slope Protection (erosion) - Requested	27	0	27	16	11
LPG Gas - Did not receive cylinder	18	0	18	9	9
Shelter Materials - Missed Distribution	17	0	17	9	8
Energy & Environment - Request for Information	16	16	0	16	0
Damage to shelter - Shelter damaged over time	14	14	0	0	0
Drainage - Blocked or Water logging	14	0	14	0	14
Drainage - Drain Requested	13	0	13	2	11
Pathway - Requested	13	0	13	1	12
Shelter Materials - Request additional materials	10	10	0	0	0
Stairs - Requested	10	0	10	7	3
Cash for Work - Has not been enrolled	7	0	7	3	4

## Tickets Received per Age Group



## Tickets Analysis by Sector

	Site Development	Protection	Food Security	Site Management	Shelter & NFI	Energy & Environment	WASH	Health	Education	ID Documents	Livelihood	Nutrition
Tickets Received	246	121	108	91	52	42	15	6	3	1	1	0
Total Closed on the Spot	0	87	105	79	25	19	2	4	1	0	1	0
Total Referred	246	34	3	12	27	23	13	2	2	1	0	0
Total Replies	88	103	106	41	14	29	5	4	1	0	1	0
Open Tickets	158	0	0	0	13	0	8	0	1	1	0	0

## Top Open Tickets this Month

Ticket Description	Count
Slope Protection (erosion) - Damaged, broken, or needs improvement	100
Request for Protection Interventions	15
Drainage - Blocked or Water logging	14
Pathway - Requested	12
Drainage - Drain Requested	11
Slope Protection (erosion) - Requested	11
LPG Gas - Did not receive cylinder	9
Shelter Materials - Missed Distribution	8
Cash for Work - Has not been enrolled	4
Shelter Number - Requested	4
Stairs - Damaged, broken, or needs improvement	4
Soap & Hygiene Kit - Did not receive	3
Stairs - Requested	3
Water tap - Requested	3
Food distributions - Household has not received food	2
Lamp post or Street light - Damaged, broken, or needs improvement	2
Latrine - New toilet requested	2

# Common Feedback Platform - CFP

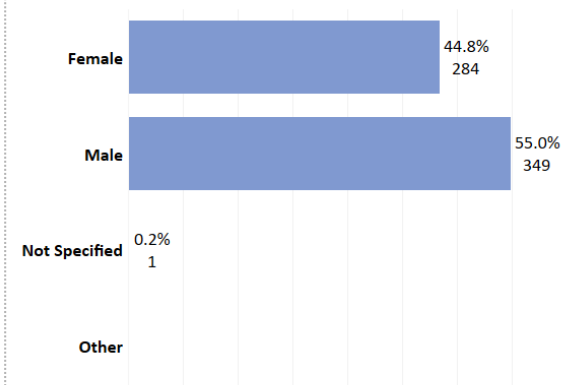
Monthly Camp Report | December 2025 | **Camp 12**

## Summary for December 2025

- 634** tickets received in this camp
- 219** tickets closed on the spot\*
- 415** tickets referred to relevant actors
- 327** responses given by relevant actors

\*Responses can be given within the same month or at a later date which might make the responses given higher than the referred tickets.

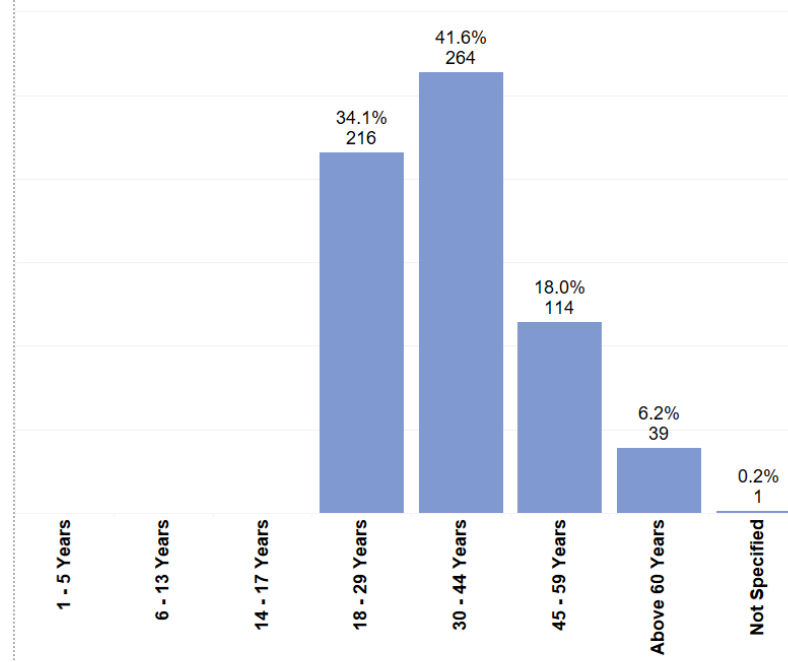
## Tickets received by gender



## Top Tickets this Month

Ticket Description	Total Received	Total Closed on the Spot	Total Referred	Total Replies	Open Tickets
Shelter Materials - Missed Distribution	102	0	102	81	21
Slope Protection (erosion) - Requested	82	0	82	0	82
Energy & Environment - Request for Information	71	71	0	71	0
Site Management - Request for information	65	65	0	65	0
Request for Protection Interventions	38	0	38	1	37
Health - Request for information	32	32	0	32	0
LPG Gas - Did not receive cylinder	26	0	26	6	20
Protection - Request for information	21	21	0	21	0
Slope Protection (erosion) - Damaged, broken, or needs improvement	21	0	21	0	21
Stairs - Requested	21	0	21	0	21
Drainage - Drain Requested	19	0	19	0	19
Cooking Stove - Did not receive	14	0	14	2	12
Food Security - Request for information	13	13	0	13	0
Soap & Hygiene Kit - Did not receive	13	0	13	2	11
Food distributions - Household has not received food	10	0	10	8	2
SCOPE Card - Has not received new SCOPE Card	10	0	10	7	3
WASH - Request for information	10	10	0	10	0

## Tickets Received per Age Group



## Tickets Analysis by Sector

	Site Development	Energy & Environment	Shelter & NFI	Site Management	Protection	WASH	Health	Food Security	ID Documents	Education	Livelihood	Nutrition
Tickets Received	175	121	103	70	60	34	32	23	16	0	0	0
Total Closed on the Spot	0	71	0	65	22	10	32	13	6	0	0	0
Total Referred	175	50	103	5	38	24	0	10	10	0	0	0
Total Replies	0	81	82	65	22	16	32	21	8	0	0	0
Open Tickets	175	0	21	0	16	8	0	0	2	0	0	0

## Top Open Tickets this Month

Ticket Description	Count
Slope Protection (erosion) - Requested	82
Request for Protection Interventions	37
Shelter Materials - Missed Distribution	21
Slope Protection (erosion) - Damaged, broken, or needs improvement	21
Stairs - Requested	21
LPG Gas - Did not receive cylinder	20
Drainage - Drain Requested	19
Cooking Stove - Did not receive	12
Soap & Hygiene Kit - Did not receive	11
Drainage Cover (Slab) - Requested	8
Drainage - Blocked or Water logging	7
Pathway - Requested	7
Cash for Work - Has not been enrolled	3
Drainage - Damaged, broken, or needs improvement	3
LPG Gas - Did not receive refill	3
SCOPE Card - Has not received new SCOPE Card	3
Stairs - Damaged, broken, or needs improvement	3

# Common Feedback Platform - CFP

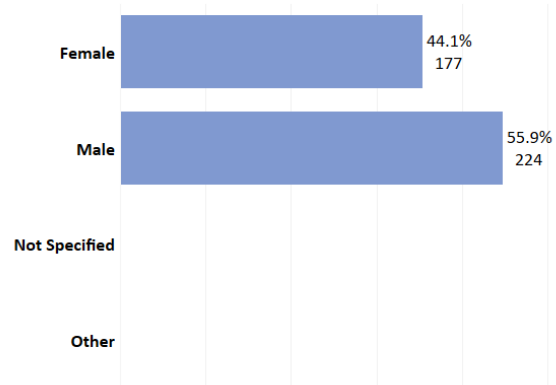
Monthly Camp Report | December 2025 | **Camp 13**

## Summary for December 2025

- 401** tickets received in this camp
- 71** tickets closed on the spot\*
- 330** tickets referred to relevant actors
- 222** responses given by relevant actors

\*Responses can be given within the same month or at a later date which might make the responses given higher than the referred tickets.

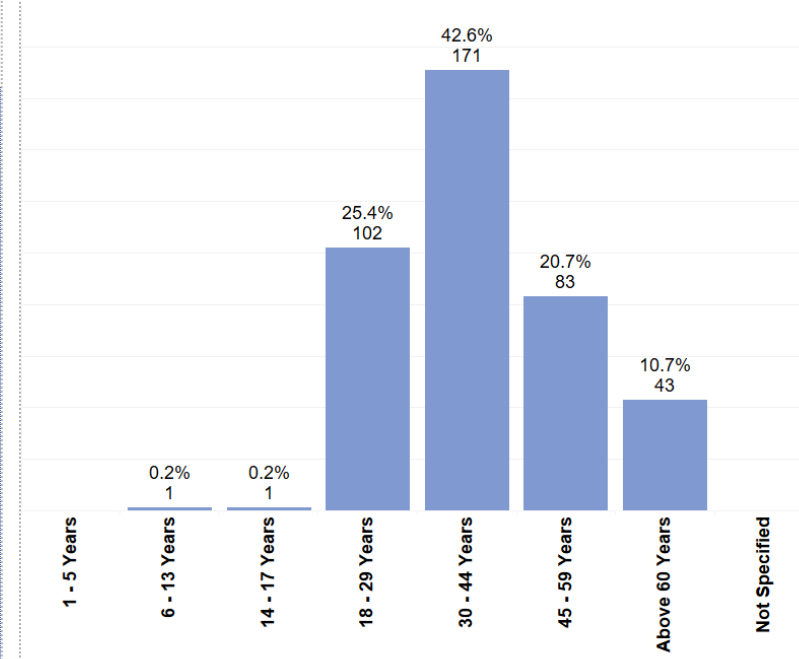
## Tickets received by gender



## Top Tickets this Month

Ticket Description	Total Received	Total Closed on the Spot	Total Referred	Total Replies	Open Tickets
Shelter Materials - Missed Distribution	142	0	142	0	142
Slope Protection (erosion) - Damaged, broken, or needs improvement	61	0	61	81	0
Site Management - Request for information	44	44	0	44	0
Protection - Request for information	20	20	0	20	0
Shelter Number - Requested	19	0	19	0	19
Request for Protection Interventions	15	0	15	14	1
Stairs - Damaged, broken, or needs improvement	12	0	12	9	3
LPG Gas - Did not receive cylinder	10	0	10	0	10
Slope Protection (erosion) - Requested	10	0	10	17	0
Drainage - Blocked or Water logging	9	0	9	3	6
Cash for Work - Has not been enrolled	7	0	7	0	7
Drainage Cover (Slab) - Requested	5	0	5	2	3
Pathway - Damaged, broken, or needs improvement	5	0	5	9	0
Water tap - Not enough water	3	0	3	0	3

## Tickets Received per Age Group



## Tickets Analysis by Sector

	Shelter & NFI	Site Development	Site Management	Protection	Energy & Environment	WASH	ID Documents	Education	Food Security	Health	Livelihood	Nutrition
Tickets Received	164	118	54	35	15	12	2	1	0	0	0	0
Total Closed on the Spot	0	0	45	20	2	2	2	0	0	0	0	0
Total Referred	164	118	9	15	13	10	0	1	0	0	0	0
Total Replies	0	137	44	34	1	6	0	0	0	0	0	0
Open Tickets	164	0	0	0	12	4	0	1	0	0	0	0

## Top Open Tickets this Month

Ticket Description	Count
Shelter Materials - Missed Distribution	142
Shelter Number - Requested	19
LPG Gas - Did not receive cylinder	10
Cash for Work - Has not been enrolled	7
Drainage - Blocked or Water logging	6
Drainage Cover (Slab) - Requested	3
Stairs - Damaged, broken, or needs improvement	3
Water tap - Not enough water	3
LPG Gas - Lost token	2
NFI - Missed Distribution	2
Road (for vehicles, cars, trucks) - Damaged, broken, or needs improvement	2
Soap & Hygiene Kit - Did not receive	2
Water tap - Not working	2
Bathing Station - Broken or Damaged	1
Cash for Work - Payment delayed	1
Community Conflict - Land & shelter extension	1
Drainage - Damaged, broken, or needs improvement	1

# Common Feedback Platform - CFP

Monthly Camp Report | December 2025 | **Camp 14**

## Summary for December 2025

**682** tickets received in this camp

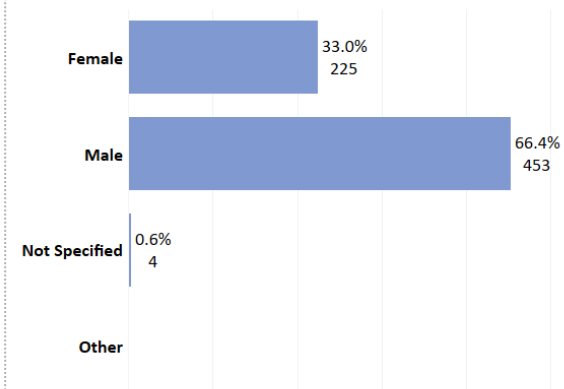
**523** tickets closed on the spot\*

**159** tickets referred to relevant actors

**133** responses given by relevant actors

*\*Responses can be given within the same month or at a later date which might make the responses given higher than the referred tickets.*

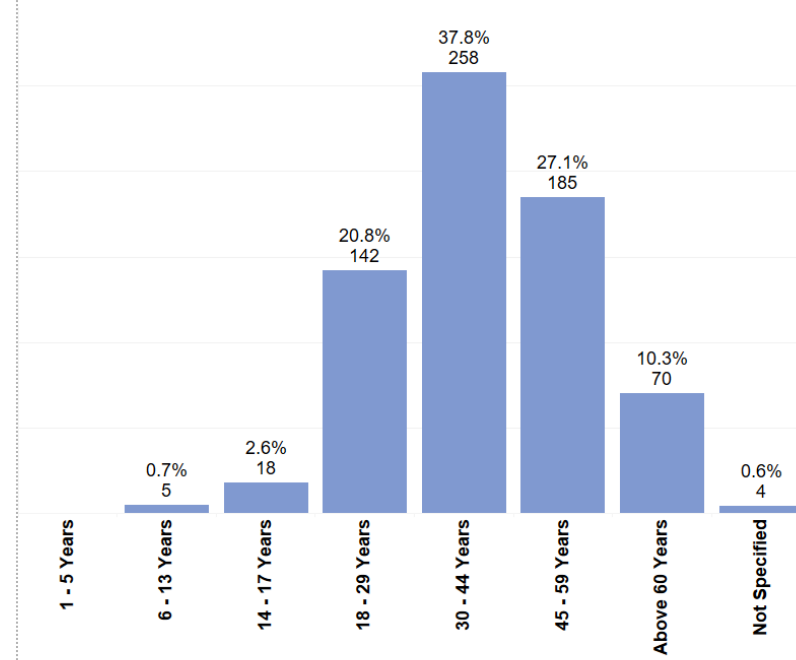
## Tickets received by gender



## Top Tickets this Month

Ticket Description	Total Received	Total Closed on the Spot	Total Referred	Total Replies	Open Tickets
Cash for Work - Has not been selected for CFW in long time	151	151	0	0	0
Cash for Work - Requested CFW	111	111	0	0	0
LPG Gas - Not enough for family	55	55	0	0	0
Slope Protection (erosion) - Damaged, broken, or needs improvement	46	0	46	40	6
NFI - Request additional materials	36	36	0	0	0
Slope Protection (erosion) - Requested	25	0	25	21	4
SMART Card & Family Attestation - Request for individual SMART card	24	24	0	0	0
Shelter Number - Requested	19	0	19	6	13
SMART Card & Family Attestation - Lost ID Card	17	17	0	0	0
Request for Protection Interventions	14	0	14	13	1
When is my next Cash for Work rotation day?	12	12	0	1	0
Food distributions - Request for more food each month	10	10	0	0	0
Damage to shelter - Shelter damaged over time	8	8	0	0	0
Drainage - Drain Requested	7	0	7	3	4
Pathway - Requested	7	0	7	4	3
Shelter Materials - Request additional materials	7	7	0	0	0
Soap & Hygiene Kit - Not enough	7	7	0	0	0

## Tickets Received per Age Group



## Tickets Analysis by Sector

	Site Management	Site Development	Shelter & NFI	Energy & Environment	ID Documents	Food Security	Protection	WASH	Education	Health	Livelihood	Nutrition
Tickets Received	291	107	76	71	57	25	23	19	7	6	0	0
Total Closed on the Spot	287	0	55	67	57	25	8	13	7	4	0	0
Total Referred	4	107	21	4	0	0	15	6	0	2	0	0
Total Replies	6	87	6	6	1	0	17	5	1	4	0	0
Open Tickets	0	20	15	0	0	0	0	1	0	0	0	0

## Top Open Tickets this Month

Ticket Description	Count
Shelter Number - Requested	13
Slope Protection (erosion) - Damaged, broken, or needs improvement	6
Drainage - Drain Requested	4
Slope Protection (erosion) - Requested	4
Community Conflict - Land & shelter extension	3
Pathway - Requested	3
General Health Card - Lost, damaged or Stolen	2
Latrine - Broken	2
Shelter Materials - Missed Distribution	2
Stairs - Damaged, broken, or needs improvement	2
Water tap - Requested	2
Community Conflict - Waste water & drainage	1
Damaged Community Facility - Damaged, broken, or needs improvement	1
LPG Gas - Lost token	1
LPG Porters - Requested	1
Request for Protection Interventions	1
Stairs - Requested	1

# Common Feedback Platform - CFP

Monthly Camp Report | December 2025 | **Camp 15**

## Summary for December 2025

**1,093** tickets received in this camp

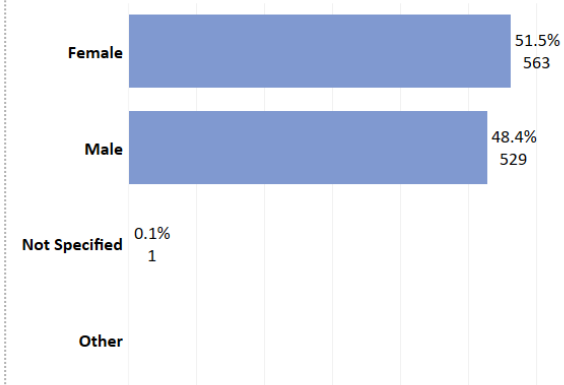
**867** tickets closed on the spot\*

**226** tickets referred to relevant actors

**889** responses given by relevant actors

*\*Responses can be given within the same month or at a later date which might make the responses given higher than the referred tickets.*

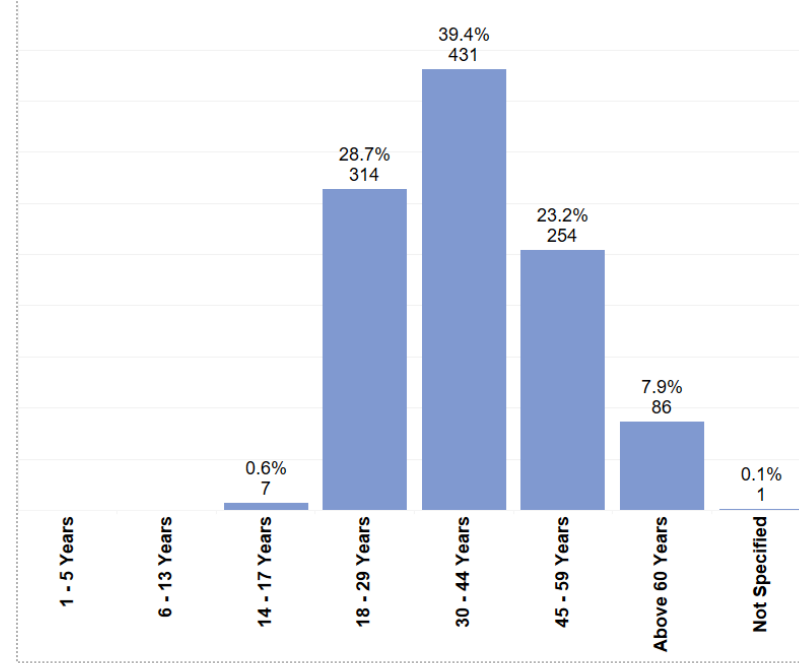
## Tickets received by gender



## Top Tickets this Month

Ticket Description	Total Received	Total Closed on the Spot	Total Referred	Total Replies	Open Tickets
Livelihood - Request for information	376	376	0	376	0
Health - Request for information	173	173	0	173	0
Slope Protection (erosion) - Damaged, broken, or needs improvement	78	0	78	55	23
Protection - Request for information	76	76	0	76	0
Cash for Work - Has not been selected for CFW in long time	67	67	0	0	0
Site Management - Request for information	47	47	0	47	0
Cash for Work - Requested CFW	38	38	0	0	0
Request for Protection Interventions	34	0	34	14	20
Slope Protection (erosion) - Requested	33	0	33	34	0
NFI - Request additional materials	31	31	0	0	0
LPG Gas - Not enough for family	13	13	0	0	0
WASH - Request for information	13	13	0	13	0
Cash for Work - Has not been enrolled	8	0	8	29	0
Damage to shelter - Shelter damaged over time	8	8	0	0	0
Latrine - New toilet requested	8	0	8	5	3
Drainage - Blocked or Water logging	7	0	7	0	7
Shelter Materials - Request additional materials	7	7	0	0	0

## Tickets Received per Age Group



## Tickets Analysis by Sector

	Livelihood	Health	Site Management	Site Development	Protection	Shelter & NFI	WASH	Energy & Environment	Education	ID Documents	Food Security	Nutrition
Tickets Received	376	179	163	144	111	58	31	22	6	2	1	0
Total Closed on the Spot	376	173	152	0	77	50	13	17	6	2	1	0
Total Referred	0	6	11	144	34	8	18	5	0	0	0	0
Total Replies	376	178	80	124	90	7	28	5	1	0	0	0
Open Tickets	0	0	0	20	0	1	0	0	0	0	0	0

## Top Open Tickets this Month

Ticket Description	Count
Slope Protection (erosion) - Damaged, broken, or needs improvement	23
Request for Protection Interventions	20
Drainage - Blocked or Water logging	7
Lamp post or Street light - Damaged, broken, or needs improvement	4
Latrine - New toilet requested	3
Shelter Materials - Missed Distribution	3
Stairs - Requested	3
General Health Card - Did not receive	2
Fence or railing for path or stairs - Damaged, broken, or needs improvement	1
General Health Card - Lost, damaged or Stolen	1
Latrine - Needs desludging	1
LPG Gas - Lost token	1
Pathway - Damaged, broken, or needs improvement	1
Plantation - Requested	1
Stairs - Damaged, broken, or needs improvement	1
Water tap - Requested	1

# Common Feedback Platform - CFP

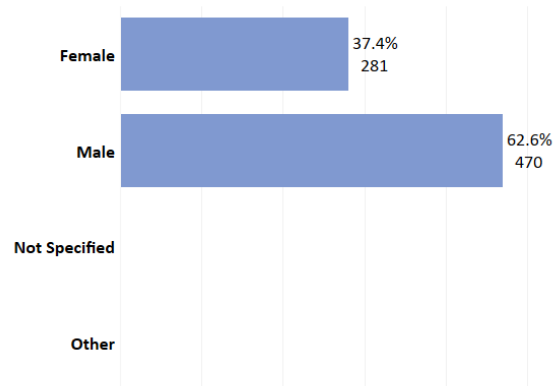
Monthly Camp Report | December 2025 | **Camp 16**

## Summary for December 2025

- 751** tickets received in this camp
- 616** tickets closed on the spot\*
- 135** tickets referred to relevant actors
- 646** responses given by relevant actors

\*Responses can be given within the same month or at a later date which might make the responses given higher than the referred tickets.

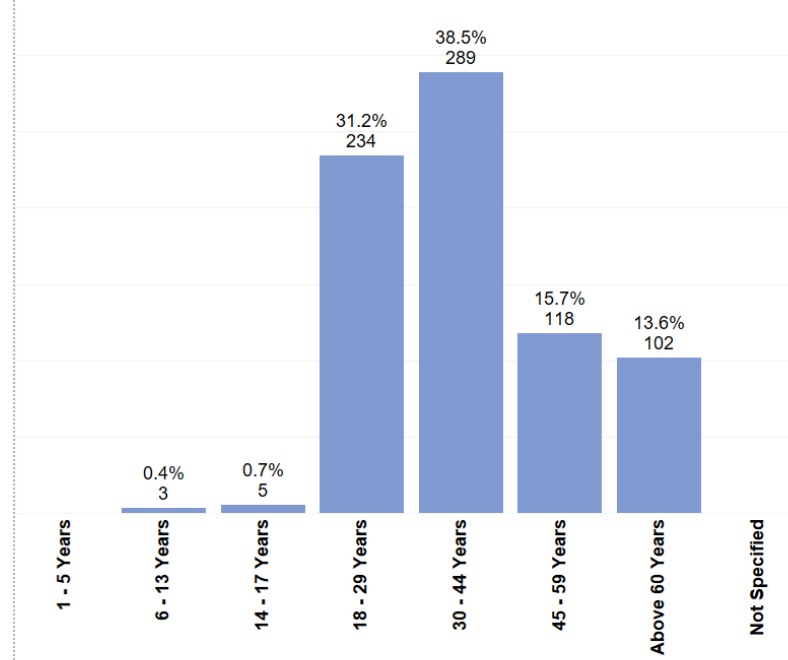
## Tickets received by gender



## Top Tickets this Month

Ticket Description	Total Received	Total Closed on the Spot	Total Referred	Total Replies	Open Tickets
Energy & Environment - Request for Information	464	464	0	464	0
Shelter Materials - Request additional materials	68	68	0	0	0
Site Management - Request for information	26	26	0	26	0
Slope Protection (erosion) - Requested	20	0	20	11	9
Protection - Request for information	18	18	0	18	0
Slope Protection (erosion) - Damaged, broken, or needs improvement	17	0	17	7	10
Cooking set (gas & stove) - Requested	11	11	0	0	0
Shelter Number - Requested	10	0	10	10	0
Bathing Station - Broken or Damaged	9	0	9	13	0
Bathing Station - Requested	9	0	9	12	0
Latrine - Broken	8	0	8	15	0
Request for Protection Interventions	8	0	8	5	3
Pathway - Requested	7	0	7	3	4
Cash for Work - Has not been selected for CFW in long time	6	6	0	0	0
Drainage - Drain Requested	6	0	6	4	2
Food Security - Request for information	6	6	0	6	0
Health - Request for information	6	6	0	6	0

## Tickets Received per Age Group



## Tickets Analysis by Sector

	Energy & Environment	Shelter & NFI	Site Development	WASH	Site Management	Protection	Health	Food Security	Education	ID Documents	Livelihood	Nutrition
Tickets Received	478	83	76	39	34	26	8	6	1	0	0	0
Total Closed on the Spot	478	72	0	4	32	18	6	6	0	0	0	0
Total Referred	0	11	76	35	2	8	2	0	1	0	0	0
Total Replies	465	12	41	60	31	23	8	6	0	0	0	0
Open Tickets	0	0	35	0	0	0	0	0	1	0	0	0

## Top Open Tickets this Month

Ticket Description	Count
Slope Protection (erosion) - Damaged, broken, or needs improvement	10
Slope Protection (erosion) - Requested	9
Pathway - Requested	4
Drainage - Blocked or Water logging	3
Drainage - Damaged, broken, or needs improvement	3
Drainage Cover (Slab) - Requested	3
Request for Protection Interventions	3
Drainage - Drain Requested	2
Pathway - Damaged, broken, or needs improvement	2
Stairs - Requested	2
Community Conflict - Latrine	1
Education -Tertiary Education requested	1
Fence or railing for path or stairs - Requested	1
General Health Card - Lost, damaged or Stolen	1
Latrine - New toilet requested	1

# Common Feedback Platform - CFP

Monthly Camp Report | December 2025 | **Camp 17**

## Summary for December 2025

**825** tickets received in this camp

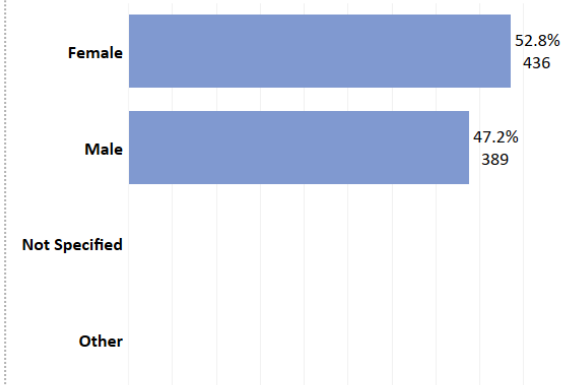
**674** tickets closed on the spot\*

**151** tickets referred to relevant actors

**738** responses given by relevant actors

*\*Responses can be given within the same month or at a later date which might make the responses given higher than the referred tickets.*

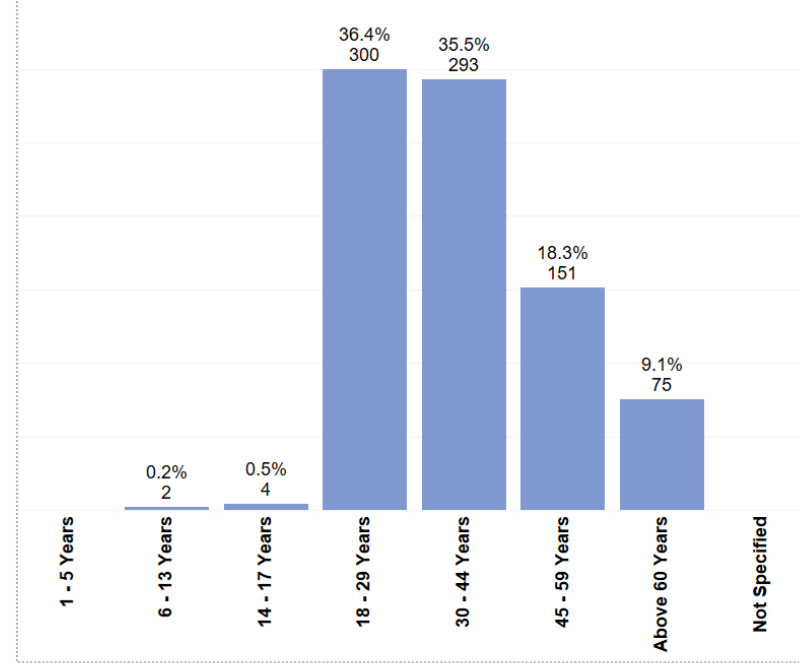
## Tickets received by gender



## Top Tickets this Month

Ticket Description	Total Received	Total Closed on the Spot	Total Referred	Total Replies	Open Tickets
Site Management - Request for information	367	367	0	367	0
Energy & Environment - Request for Information	100	100	0	100	0
WASH - Request for information	92	92	0	92	0
Damage to shelter - Shelter damaged over time	74	0	74	44	30
Protection - Request for information	61	61	0	61	0
Health - Request for information	42	42	0	42	0
LPG Gas - Not enough for family	24	0	24	3	21
Pathway - Damaged, broken, or needs improvement	24	0	24	12	12
Request for Protection Interventions	13	0	13	2	11
Food Security - Request for information	12	12	0	12	0
Relocation & Repatriation - Relocation within camp	10	0	10	0	10

## Tickets Received per Age Group



## Tickets Analysis by Sector

	Site Management	Energy & Environment	WASH	Shelter & NFI	Protection	Health	Site Development	Food Security	Education	ID Documents	Livelihood	Nutrition
Tickets Received	377	124	92	77	74	42	27	12	0	0	0	0
Total Closed on the Spot	367	100	92	0	61	42	0	12	0	0	0	0
Total Referred	10	24	0	77	13	0	27	0	0	0	0	0
Total Replies	367	103	92	47	63	42	12	12	0	0	0	0
Open Tickets	0	0	0	30	0	0	15	0	0	0	0	0

## Top Open Tickets this Month

Ticket Description	Count
Damage to shelter - Shelter damaged over time	30
LPG Gas - Not enough for family	21
Pathway - Damaged, broken, or needs improvement	12
Request for Protection Interventions	11
Relocation & Repatriation - Relocation within camp	10
Stairs - Damaged, broken, or needs improvement	3

# Common Feedback Platform - CFP

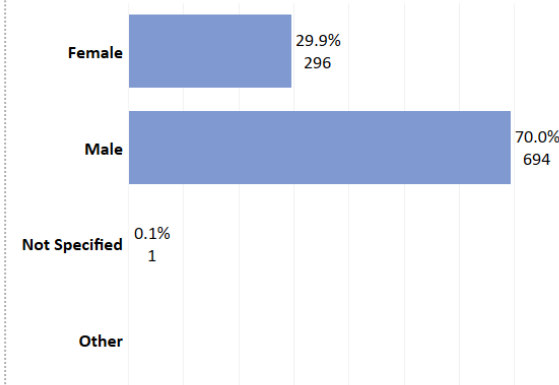
Monthly Camp Report | December 2025 | **Camp 18**

## Summary for December 2025

- 991** tickets received in this camp
- 772** tickets closed on the spot\*
- 219** tickets referred to relevant actors
- 653** responses given by relevant actors

\*Responses can be given within the same month or at a later date which might make the responses given higher than the referred tickets.

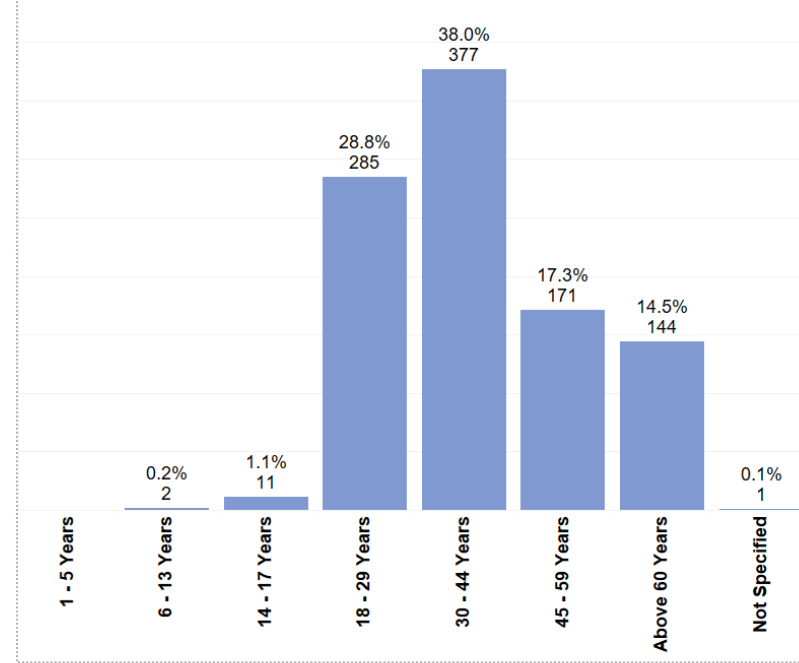
## Tickets received by gender



## Top Tickets this Month

Ticket Description	Total Received	Total Closed on the Spot	Total Referred	Total Replies	Open Tickets
Energy & Environment - Request for Information	344	344	0	344	0
Site Management - Request for information	91	91	0	91	0
Cash for Work - Has not been selected for CFW in long time	50	50	0	0	0
Slope Protection (erosion) - Requested	50	0	50	34	16
Health - Request for information	44	44	0	44	0
NFI - Request additional materials	39	39	0	0	0
Slope Protection (erosion) - Damaged, broken, or needs improvement	33	0	33	20	13
Cooking set (gas & stove) - Requested	29	29	0	0	0
Protection - Request for information	26	26	0	26	0
Shelter Materials - Request additional materials	23	23	0	0	0
Soap & Hygiene Kit - Not enough	23	23	0	0	0
Stairs - Damaged, broken, or needs improvement	22	0	22	11	11
When is the next LPG distribution day?	21	21	0	0	0
WASH - Request for information	20	20	0	20	0
Drainage - Drain Requested	16	0	16	10	6
Damage to shelter - Shelter damaged over time	15	15	0	0	0
Request for Protection Interventions	11	0	11	0	11

## Tickets Received per Age Group



## Tickets Analysis by Sector

	Energy & Environment	Site Development	Site Management	Shelter & NFI	WASH	Health	Protection	Food Security	Education	ID Documents	Livelihood	Nutrition
Tickets Received	426	166	151	88	67	46	38	7	1	1	0	0
Total Closed on the Spot	414	0	149	82	49	44	27	6	1	0	0	0
Total Referred	12	166	2	6	18	2	11	1	0	1	0	0
Total Replies	352	101	91	0	32	44	26	5	1	1	0	0
Open Tickets	0	65	0	6	0	0	0	0	0	0	0	0

## Top Open Tickets this Month

Ticket Description	Count
Slope Protection (erosion) - Requested	16
Slope Protection (erosion) - Damaged, broken, or needs improvement	13
Request for Protection Interventions	11
Stairs - Damaged, broken, or needs improvement	11
Drainage - Drain Requested	6
Shelter Number - Requested	6
Bridge - Damaged, broken, or needs improvement	5
Drainage - Damaged, broken, or needs improvement	5
Lamp post or Street light - Requested	4
Pathway - Damaged, broken, or needs improvement	3
Tubewell - Not Working	3
General Health Card - Did not receive	2
Latrine - Broken	2
LPG Gas - Did not receive cylinder	2
Pathway - Requested	2
Bathing Station - Requested	1
Cash for Work - Payment delayed	1

# Common Feedback Platform - CFP

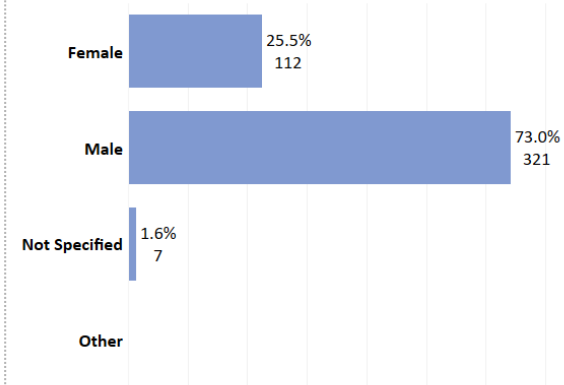
Monthly Camp Report | December 2025 | **Camp 19**

## Summary for December 2025

- 440** tickets received in this camp
- 196** tickets closed on the spot\*
- 244** tickets referred to relevant actors
- 218** responses given by relevant actors

\*Responses can be given within the same month or at a later date which might make the responses given higher than the referred tickets.

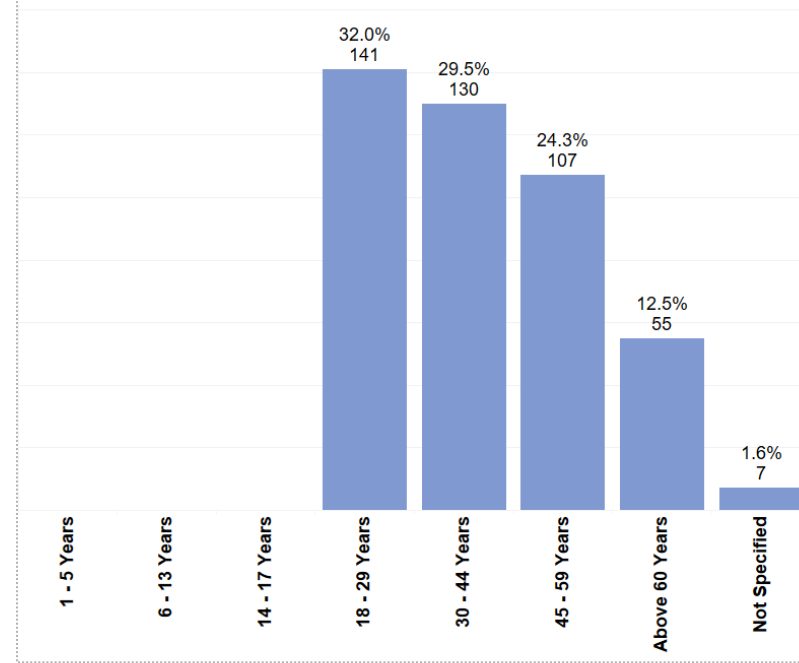
## Tickets received by gender



## Top Tickets this Month

Ticket Description	Total Received	Total Closed on the Spot	Total Referred	Total Replies	Open Tickets
Slope Protection (erosion) - Damaged, broken, or needs improvement	103	0	103	92	11
Cash for Work - Has not been selected for CFW in long time	96	96	0	0	0
Shelter Materials - Request additional materials	59	59	0	0	0
Soap & Hygiene Kit - Did not receive	23	0	23	0	23
LPG Gas - Did not receive cylinder	21	0	21	37	0
Drainage - Damaged, broken, or needs improvement	18	0	18	6	12
Stairs - Damaged, broken, or needs improvement	15	0	15	17	0
Pathway - Damaged, broken, or needs improvement	8	0	8	6	2
Drainage - Blocked or Water logging	7	0	7	2	5
Request for Protection Interventions	7	0	7	0	7
Cash for Work - Requested CFW	6	6	0	0	0
Cooking set (gas & stove) - Requested	6	6	0	0	0
Protection Referral (IOM)	6	6	0	0	0
Energy & Environment - Request for Information	4	4	0	4	0
Latrine - Needs desludging	4	0	4	3	1
Latrine - New toilet requested	4	0	4	3	1
NFI - Request additional materials	4	4	0	0	0

## Tickets Received per Age Group



## Tickets Analysis by Sector

	Site Development	Site Management	Shelter & NFI	WASH	Energy & Environment	Protection	ID Documents	Health	Education	Food Security	Livelihood	Nutrition
Tickets Received	165	107	68	43	35	15	5	2	0	0	0	0
Total Closed on the Spot	0	103	64	3	13	8	3	2	0	0	0	0
Total Referred	165	4	4	40	22	7	2	0	0	0	0	0
Total Replies	140	5	7	20	43	1	0	2	0	0	0	0
Open Tickets	25	0	0	20	0	6	2	0	0	0	0	0

## Top Open Tickets this Month

Ticket Description	Count
Soap & Hygiene Kit - Did not receive	23
Drainage - Damaged, broken, or needs improvement	12
Slope Protection (erosion) - Damaged, broken, or needs improvement	11
Request for Protection Interventions	7
Drainage - Blocked or Water logging	5
Bathing Station - Requested	2
Pathway - Damaged, broken, or needs improvement	2
Stairs - Requested	2
Bridge - Damaged, broken, or needs improvement	1
Cash for Work - Has not been enrolled	1
Lamp post or Street light - Damaged, broken, or needs improvement	1
Latrine - Needs desludging	1
Latrine - New toilet requested	1
Pathway - Requested	1
Road (for vehicles, cars, trucks) - Damaged, broken, or needs improvement	1
SCOPE Card - Has not received new SCOPE Card	1
SCOPE Card - Lost	1

# Common Feedback Platform - CFP

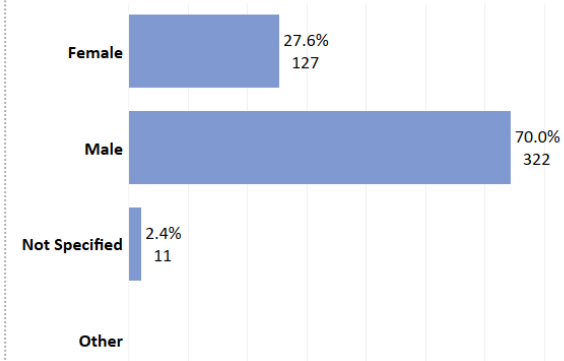
Monthly Camp Report | December 2025 | **Camp 20**

## Summary for December 2025

- 460** tickets received in this camp
- 256** tickets closed on the spot\*
- 204** tickets referred to relevant actors
- 124** responses given by relevant actors

\*Responses can be given within the same month or at a later date which might make the responses given higher than the referred tickets.

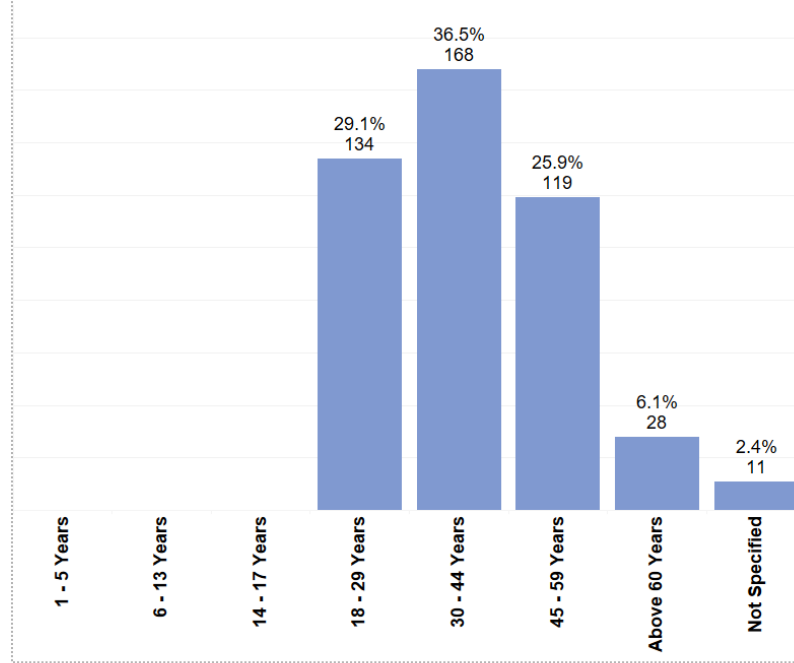
## Tickets received by gender



## Top Tickets this Month

Ticket Description	Total Received	Total Closed on the Spot	Total Referred	Total Replies	Open Tickets
Cash for Work - Requested CFW	101	101	0	0	0
Cash for Work - Has not been selected for CFW in long time	65	65	0	0	0
Slope Protection (erosion) - Requested	42	0	42	20	22
Slope Protection (erosion) - Damaged, broken, or needs improvement	27	0	27	20	7
Cash for Work - Has not been enrolled	15	0	15	0	15
Health - Request for information	15	15	0	15	0
Stairs - Damaged, broken, or needs improvement	14	0	14	9	5
Pathway - Damaged, broken, or needs improvement	13	0	13	7	6
NFI - Request additional materials	12	12	0	0	0
LPG Gas - Did not receive cylinder	11	0	11	2	9
Protection Referral (IOM)	11	11	0	0	0
LPG Gas - Not enough for family	9	9	0	0	0
Request for Protection Interventions	8	1	7	6	1
Damage to shelter - Shelter damaged over time	7	7	0	0	0
Lamp post or Street light - Requested	7	0	7	3	4
Stairs - Requested	7	0	7	7	0
Cooking set (gas & stove) - Broken or not working	6	6	0	0	0

## Tickets Received per Age Group



## Tickets Analysis by Sector

	Site Management	Site Development	Energy & Environment	Shelter & NFI	Protection	WASH	Health	ID Documents	Livelihood	Education	Food Security	Nutrition
Tickets Received	187	141	39	27	23	19	15	8	1	0	0	0
Total Closed on the Spot	172	0	21	21	16	7	15	3	1	0	0	0
Total Referred	15	141	18	6	7	12	0	5	0	0	0	0
Total Replies	6	81	8	0	10	0	15	3	1	0	0	0
Open Tickets	9	60	10	6	0	12	0	2	0	0	0	0

## Top Open Tickets this Month

Ticket Description	Count
Slope Protection (erosion) - Requested	22
Cash for Work - Has not been enrolled	15
LPG Gas - Did not receive cylinder	9
Slope Protection (erosion) - Damaged, broken, or needs improvement	7
Pathway - Damaged, broken, or needs improvement	6
Shelter Number - Requested	6
Stairs - Damaged, broken, or needs improvement	5
Lamp post or Street light - Requested	4
Soap & Hygiene Kit - Did not receive	4
Bridge - Requested	3
Lamp post or Street light - Damaged, broken, or needs improvement	3
LPG Gas - Lost or stolen cylinder	3
SCOPE Card - Has not received new SCOPE Card	3
Water tap - Requested	3
Bridge - Damaged, broken, or needs improvement	2
Drainage - Blocked or Water logging	2
Drainage - Drain Requested	2

# Common Feedback Platform - CFP

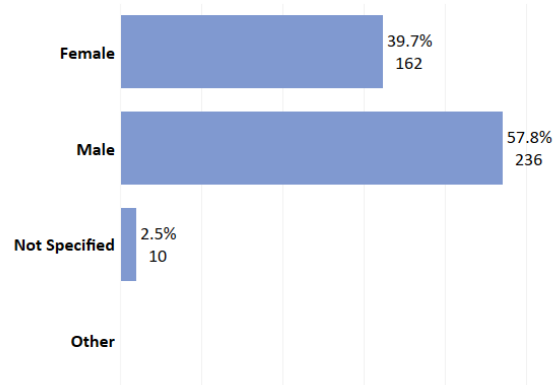
Monthly Camp Report | December 2025 | **Camp 20 Ext**

## Summary for December 2025

- 408** tickets received in this camp
- 194** tickets closed on the spot\*
- 214** tickets referred to relevant actors
- 125** responses given by relevant actors

\*Responses can be given within the same month or at a later date which might make the responses given higher than the referred tickets.

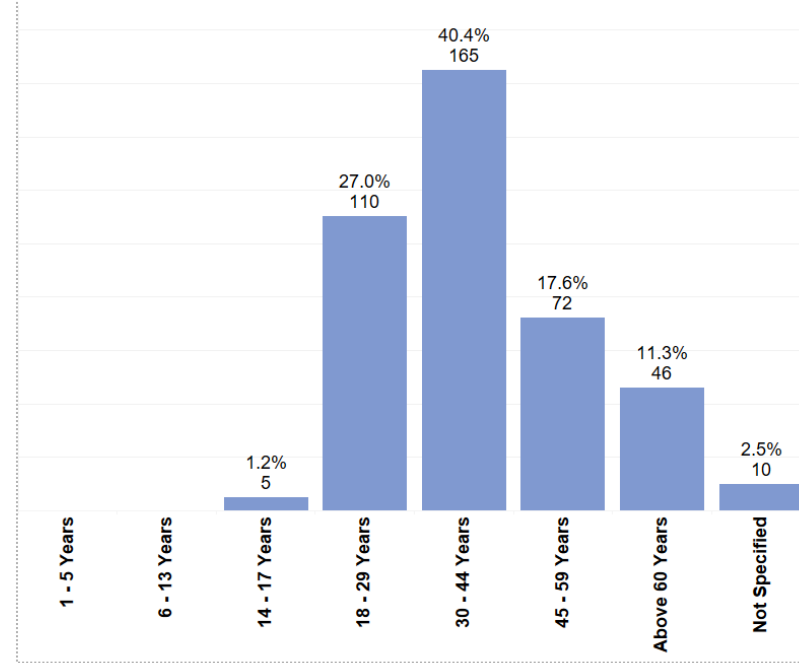
## Tickets received by gender



## Top Tickets this Month

Ticket Description	Total Received	Total Closed on the Spot	Total Referred	Total Replies	Open Tickets
Cash for Work - Requested CfW	82	82	0	0	0
Cash for Work - Has not been enrolled	67	0	67	0	67
Cash for Work - Has not been selected for CFW in long time	31	31	0	0	0
Drainage - Damaged, broken, or needs improvement	31	0	31	20	11
Damage to shelter - Shelter damaged over time	18	18	0	0	0
Pathway - Damaged, broken, or needs improvement	17	0	17	14	3
Slope Protection (erosion) - Requested	17	0	17	5	12
LPG Gas - Did not receive cylinder	15	0	15	15	0
NFI - Request additional materials	10	10	0	0	0
Energy & Environment - Request for Information	9	9	0	9	0
Site Management - Request for information	9	9	0	9	0
LPG Gas - Not enough for family	8	8	0	0	0
Pathway - Requested	8	0	8	4	4
Protection Referral (IOM)	8	8	0	0	0
Request for Protection Interventions	6	0	6	6	0
Lamp post or Street light - Damaged, broken, or needs improvement	5	0	5	4	1
Lamp post or Street light - Requested	5	0	5	5	0

## Tickets Received per Age Group



## Tickets Analysis by Sector

	Site Management	Site Development	Energy & Environment	Shelter & NFI	Protection	WASH	ID Documents	Livelihood	Food Security	Health	Education	Nutrition
Tickets Received	190	99	37	31	20	14	8	5	3	1	0	0
Total Closed on the Spot	122	0	18	30	14	0	4	5	0	1	0	0
Total Referred	68	99	19	1	6	14	4	0	3	0	0	0
Total Replies	9	69	26	0	10	3	2	5	0	1	0	0
Open Tickets	59	30	0	1	0	11	2	0	3	0	0	0

## Top Open Tickets this Month

Ticket Description	Count
Cash for Work - Has not been enrolled	67
Slope Protection (erosion) - Requested	12
Drainage - Damaged, broken, or needs improvement	11
Latrine - New toilet requested	4
Pathway - Requested	4
Soap & Hygiene Kit - Did not receive	4
Food distributions - Household has not received food	3
LPG Gas - Did not receive refill	3
Pathway - Damaged, broken, or needs improvement	3
Latrine - Locked by someone	2
Tubewell - Not Working	2
Cash for Work - Was charged to enroll or be selected	1
Drainage - Blocked or Water logging	1
Drainage Cover (Slab) - Requested	1
Lamp post or Street light - Damaged, broken, or needs improvement	1
LPG Porters - Requested	1
SCOPE Card - Has not received new SCOPE Card	1

# Common Feedback Platform - CFP

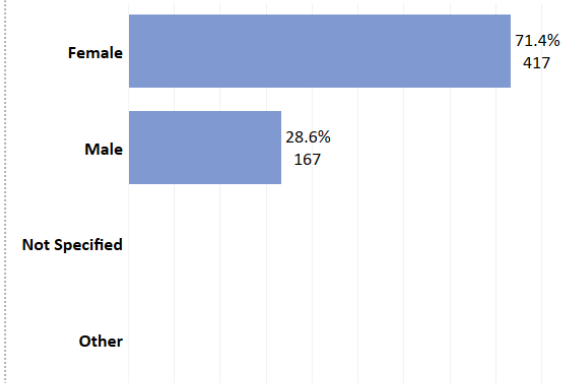
Monthly Camp Report | December 2025 | **Camp 21**

## Summary for December 2025

- 584** tickets received in this camp
- 345** tickets closed on the spot\*
- 239** tickets referred to relevant actors
- 417** responses given by relevant actors

\*Responses can be given within the same month or at a later date which might make the responses given higher than the referred tickets.

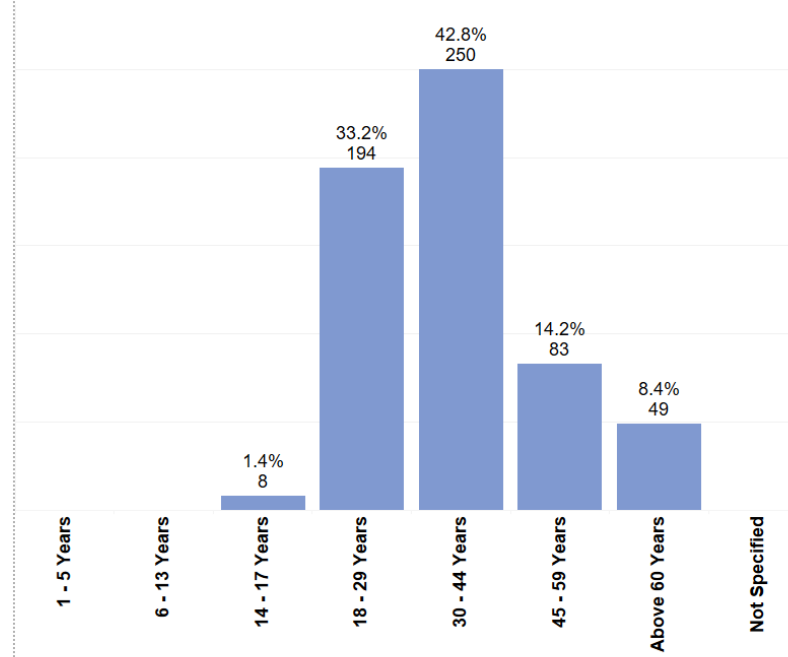
## Tickets received by gender



## Top Tickets this Month

Ticket Description	Total Received	Total Closed on the Spot	Total Referred	Total Replies	Open Tickets
Energy & Environment - Request for Information	124	114	10	124	0
Site Management - Request for information	98	89	9	98	0
Damage to shelter - Shelter damaged by weather	82	0	82	13	69
Health - Request for information	51	51	0	51	0
Pathway - Damaged, broken, or needs improvement	40	0	40	8	32
Food Security - Request for information	38	36	2	38	0
Protection - Request for information	35	30	5	35	0
LPG Gas - Not enough for family	25	0	25	0	25
WASH - Request for information	25	21	4	25	0
Request for Protection Interventions	18	2	16	15	1
Shelter & NFI - NFI Concern related to distribution modality facility quality location	8	0	8	0	8
Shelter & NFI - Request for new room	7	0	7	0	7
Latrine - New toilet requested	6	0	6	2	4
Bathing Station - Requested	3	0	3	2	1
Health - Assessment of medical conditions required	3	0	3	0	3
Damage to shelter - Shelter damaged over time	2	0	2	1	1
Health - Health facility not open	2	2	0	2	0

## Tickets Received per Age Group



## Tickets Analysis by Sector

	Energy & Environment	Shelter & NFI	Site Management	Health	Protection	Site Development	WASH	Food Security	Education	ID Documents	Livelihood	Nutrition
Tickets Received	151	102	100	56	53	42	41	39	0	0	0	0
Total Closed on the Spot	114	0	89	53	32	0	21	36	0	0	0	0
Total Referred	37	102	11	3	21	42	20	3	0	0	0	0
Total Replies	124	14	99	53	50	8	31	38	0	0	0	0
Open Tickets	0	88	0	0	0	34	0	0	0	0	0	0

## Top Open Tickets this Month

Ticket Description	Count
Damage to shelter - Shelter damaged by weather	69
Pathway - Damaged, broken, or needs improvement	32
LPG Gas - Not enough for family	25
Shelter & NFI - NFI Concern related to distribution modality facility quality location	8
Shelter & NFI - Request for new room	7
Latrine - New toilet requested	4
Health - Assessment of medical conditions required	3
Pressure Cooker - Did not receive	2
Shelter & NFI - NFI Concern related to distribution entitlement amount timing	2
Stairs - Damaged, broken, or needs improvement	2
Water tap & Tubewell - Not Working	2
Water tap & Tubewell - Requesting new facility	2
Bathing Station - Requested	1
Damage to shelter - Shelter damaged over time	1
Food distributions - Household has not received food	1
Latrine - Needs desludging	1
Relocation & Repatriation - Temporary relocation	1

# Common Feedback Platform - CFP

Monthly Camp Report | December 2025 | **Camp 22**

## Summary for December 2025

**1,722** tickets received in this camp

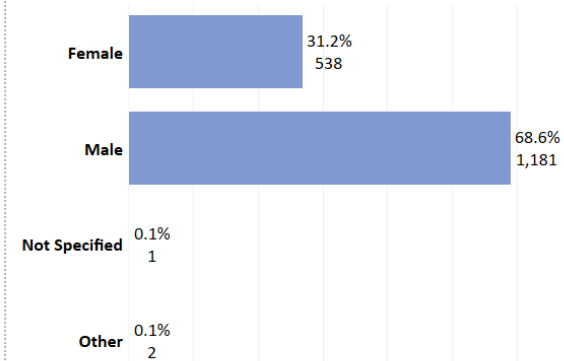
**1,463** tickets closed on the spot\*

**259** tickets referred to relevant actors

**701** responses given by relevant actors

*\*Responses can be given within the same month or at a later date which might make the responses given higher than the referred tickets.*

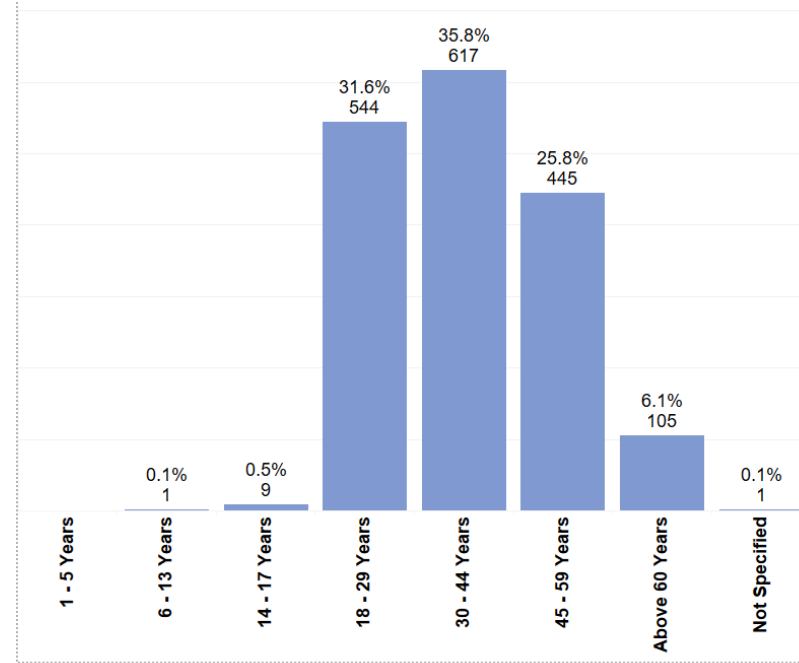
## Tickets received by gender



## Top Tickets this Month

Ticket Description	Total Received	Total Closed on the Spot	Total Referred	Total Replies	Open Tickets
NFI - Request additional materials	324	324	0	0	0
LPG Gas - Not enough for family	168	168	0	0	0
Cash for Work - Has not been selected for CFW in long time	125	125	0	0	0
Site Management - Request for information	115	115	0	115	0
Cooking Stove - Broken or not working	113	113	0	0	0
Energy & Environment - Request for Information	105	105	0	105	0
SMART Card & Family Attestation - Add New Born	101	101	0	0	0
WASH - Request for information	98	98	0	98	0
Electricity Supply - Not working	97	0	97	69	28
Protection - Request for information	90	90	0	90	0
Cash for Work - Requested CFW	55	55	0	0	0
SMART Card & Family Attestation - Lost ID Card	46	46	0	0	0
Slope Protection (erosion) - Requested	25	0	25	32	0
Farming supplies - Requested	18	18	0	0	0
Soap & Hygiene Kit - Not enough	18	18	0	0	0
Drainage Cover (Slab) - Requested	16	0	16	22	0
Food Security - Request for information	15	15	0	15	0

## Tickets Received per Age Group



## Tickets Analysis by Sector

	Site Management	Energy & Environment	Shelter & NFI	ID Documents	WASH	Protection	Site Development	Food Security	Health	Livelihood	Education	Nutrition
Tickets Received	415	413	346	172	130	105	103	33	3	2	0	0
Total Closed on the Spot	318	398	344	151	123	91	0	33	3	2	0	0
Total Referred	97	15	2	21	7	14	103	0	0	0	0	0
Total Replies	184	124	1	20	105	91	155	16	3	2	0	0
Open Tickets	0	0	1	1	0	0	0	0	0	0	0	0

## Top Open Tickets this Month

Ticket Description	Count
Electricity Supply - Not working	28
Request for Protection Interventions	13
Drainage - Drain Requested	5
Bathing Station - Requested	3
Drainage Cover (Slab) - Damaged, broken, or needs improvement	3
SCOPE Card - Family Attestation doesn't match SCOPE	2
Drainage - Blocked or Water logging	1
SCOPE Card - Has not received new SCOPE Card	1
Shelter Number - Requested	1

# Common Feedback Platform - CFP

Monthly Camp Report | December 2025 | **Camp 24**

## Summary for December 2025

**1,073** tickets received in this camp

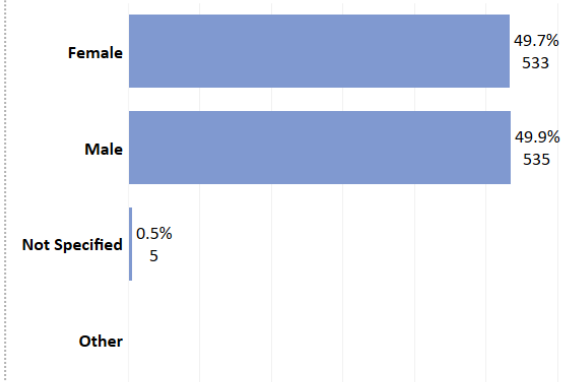
**812** tickets closed on the spot\*

**261** tickets referred to relevant actors

**496** responses given by relevant actors

*\*Responses can be given within the same month or at a later date which might make the responses given higher than the referred tickets.*

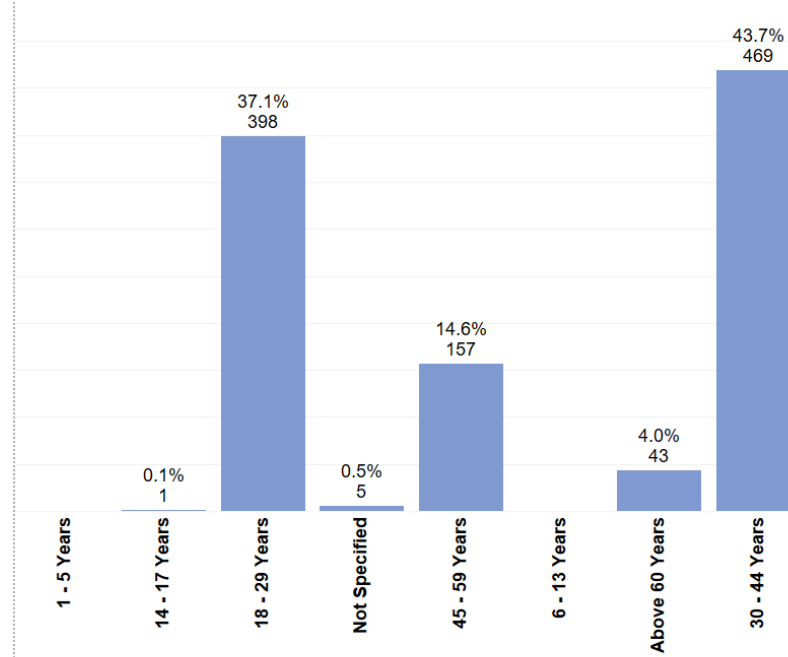
## Tickets received by gender



## Top Tickets this Month

Ticket Description	Total Received	Total Closed on the Spot	Total Referred	Total Replies	Open Tickets
NFI - Request additional materials	101	101	0	0	0
Cash for Work - Has not been selected for CFW in long time	99	99	0	0	0
Protection - Request for information	92	81	11	92	0
Site Management - Request for information	72	71	1	72	0
Energy & Environment - Request for Information	70	68	2	70	0
When is the next LPG distribution day?	60	60	0	0	0
Health - Request for information	54	50	4	54	0
Request for Protection Interventions	50	0	50	39	11
Shelter Materials - Request additional materials	48	48	0	0	0
LPG Gas - Lost or stolen cylinder	45	0	45	1	44
Cooking Stove - Lost or stolen	41	0	41	0	41
Cash for Work - Requested CFW	33	33	0	0	0
When is the next Hygiene Kit distribution day?	33	33	0	0	0
When is my next Cash for Work rotation day?	26	26	0	0	0
Fire	24	24	0	0	0
WASH - Request for information	20	20	0	20	0
Cooking Stove - Did not receive	18	0	18	22	0

## Tickets Received per Age Group



## Tickets Analysis by Sector

	Energy & Environment	Site Management	Shelter & NFI	Protection	WASH	Health	ID Documents	Site Development	Livelihood	Education	Food Security	Nutrition
Tickets Received	260	240	190	147	67	54	50	43	10	7	5	0
Total Closed on the Spot	134	231	190	86	53	50	24	24	9	6	5	0
Total Referred	126	9	0	61	14	4	26	19	1	1	0	0
Total Replies	117	78	1	131	50	54	9	36	10	7	3	0
Open Tickets	9	0	0	0	0	0	17	0	0	0	0	0

## Top Open Tickets this Month

Ticket Description	Count
LPG Gas - Lost or stolen cylinder	44
Cooking Stove - Lost or stolen	41
Request for Protection Interventions	11
SCOPE Card - Lost	11
SCOPE Card - Has not received new SCOPE Card	6
Cash for Work - Has not been enrolled	2
LPG Gas - Lost token	2
Pathway - Damaged, broken, or needs improvement	1
Slope Protection (erosion) - Damaged, broken, or needs improvement	1
Slope Protection (erosion) - Requested	1
Slope/Ramp - Requested	1

# Common Feedback Platform - CFP

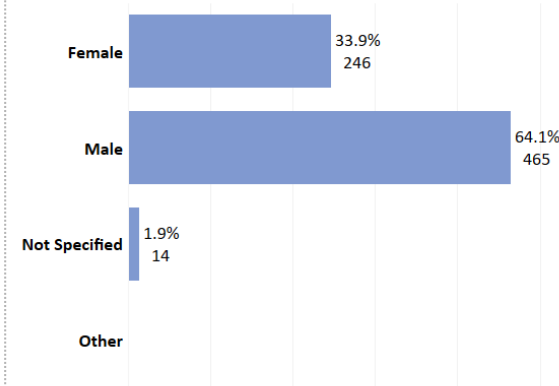
Monthly Camp Report | December 2025 | **Camp 25**

## Summary for December 2025

- 725** tickets received in this camp
- 582** tickets closed on the spot\*
- 143** tickets referred to relevant actors
- 434** responses given by relevant actors

\*Responses can be given within the same month or at a later date which might make the responses given higher than the referred tickets.

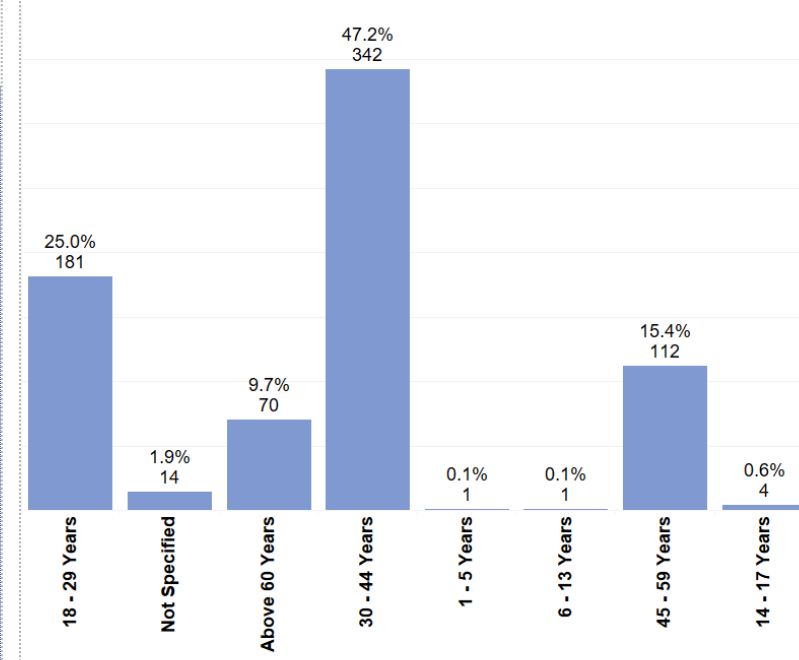
## Tickets received by gender



## Top Tickets this Month

Ticket Description	Total Received	Total Closed on the Spot	Total Referred	Total Replies	Open Tickets
Energy & Environment - Request for Information	105	105	0	105	0
Cooking Stove - Did not receive	77	0	77	0	77
Livelihood - Request for information	75	75	0	75	0
Site Management - Request for information	75	75	0	75	0
Cash for Work - Has not been selected for CFW in long time	74	74	0	0	0
LPG Gas - Not enough for family	67	67	0	58	0
WASH - Request for information	45	45	0	45	0
NFI - Request additional materials	24	24	0	0	0
Cooking set (gas & stove) - Requested	15	15	0	0	0
Cash for Work - Requested CFW	14	14	0	0	0
Food distributions - Request for more food each month	14	14	0	0	0
Protection Referral (IOM)	14	14	0	0	0
Soap & Hygiene Kit - Not enough	14	14	0	0	0
Food distributions - Want to purchase more but not allowed	10	10	0	0	0
Drainage - Drain Requested	9	0	9	6	3
Drainage Cover (Slab) - Requested	9	0	9	15	0
Pathway - Requested	8	0	8	6	2

## Tickets Received per Age Group



## Tickets Analysis by Sector

	Energy & Environment	Site Management	Livelihood	WASH	Site Development	Shelter & NFI	Food Security	Protection	Health	ID Documents	Education	Nutrition
Tickets Received	278	164	75	72	47	35	30	19	3	2	0	0
Total Closed on the Spot	200	163	75	62	0	35	30	14	3	0	0	0
Total Referred	78	1	0	10	47	0	0	5	0	2	0	0
Total Replies	163	83	75	58	48	0	1	3	3	0	0	0
Open Tickets	0	0	0	0	0	0	0	2	0	2	0	0

## Top Open Tickets this Month

Ticket Description	Count
Cooking Stove - Did not receive	77
Drainage - Damaged, broken, or needs improvement	3
Drainage - Drain Requested	3
Pathway - Requested	2
Request for Protection Interventions	2
SCOPE Card - Has not received new SCOPE Card	2
Fence or railing for path or stairs - Damaged, broken, or needs improvement	1
Lamp post or Street light - Requested	1
LPG Gas - Did not receive refill	1
Stairs - Damaged, broken, or needs improvement	1
Stairs - Requested	1
Trash Disposal - Trash pick-up needed	1

# Common Feedback Platform - CFP

Monthly Camp Report | December 2025 | **Camp 26**

## Summary for December 2025

**1,238** tickets received in this camp

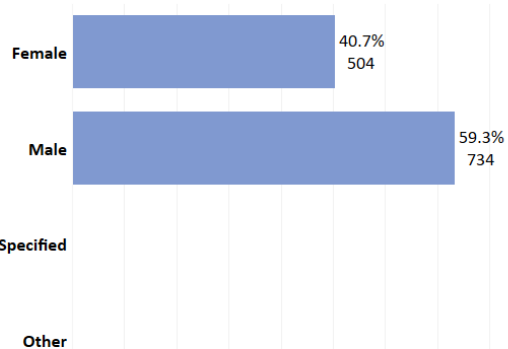
**281** tickets closed on the spot\*

**957** tickets referred to relevant actors

**918** responses given by relevant actors

*\*Responses can be given within the same month or at a later date which might make the responses given higher than the referred tickets.*

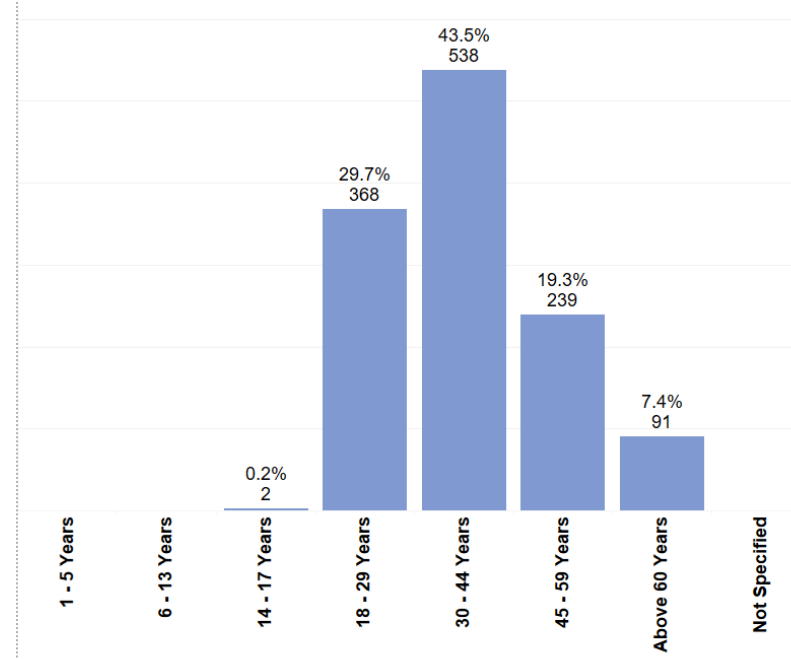
## Tickets received by gender



## Top Tickets this Month

Ticket Description	Total Received	Total Closed on the Spot	Total Referred	Total Replies	Open Tickets
Damage to shelter - Shelter damaged over time	378	0	378	134	244
Site Management - Request for information	219	147	72	219	0
Energy & Environment - Request for Information	156	39	117	156	0
Protection - Request for information	151	32	119	151	0
Health - Request for information	85	15	70	85	0
Food Security - Request for information	70	21	49	70	0
Request for Protection Interventions	57	0	57	7	50
WASH - Request for information	39	10	29	39	0
Livelihood - Request for information	31	10	21	31	0
Education - Request for information	22	7	15	22	0
Pathway - Damaged, broken, or needs improvement	8	0	8	2	6
LPG Gas - Not enough for family	7	0	7	0	7
Pathway - Requested	4	0	4	0	4
Relocation & Repatriation - Relocation within camp	4	0	4	0	4
Shelter Materials - Request additional materials	3	0	3	2	1
Damage to shelter - Shelter damaged by weather	1	0	1	0	1
Food distributions - Poor quality food items	1	0	1	0	1

## Tickets Received per Age Group



## Tickets Analysis by Sector

	Shelter & NFI	Site Management	Protection	Energy & Environment	Health	Food Security	WASH	Livelihood	Education	Site Development	ID Documents	Nutrition
Tickets Received	383	223	208	163	85	71	40	31	22	12	0	0
Total Closed on the Spot	0	147	32	39	15	21	10	10	7	0	0	0
Total Referred	383	76	176	124	70	50	30	21	15	12	0	0
Total Replies	136	219	158	156	85	70	39	31	22	2	0	0
Open Tickets	247	0	18	0	0	0	0	0	0	10	0	0

## Top Open Tickets this Month

Ticket Description	Count
Damage to shelter - Shelter damaged over time	244
Request for Protection Interventions	50
LPG Gas - Not enough for family	7
Pathway - Damaged, broken, or needs improvement	6
Pathway - Requested	4
Relocation & Repatriation - Relocation within camp	4
Damage to shelter - Shelter damaged by weather	1
Food distributions - Poor quality food items	1
Latrine - Latrine not working properly	1
Shelter & NFI - NFI Concern related to distribution entitlement amount timing	1
Shelter Materials - Request additional materials	1

# Common Feedback Platform - CFP

Monthly Camp Report | December 2025 | **Camp 27**

## Summary for December 2025

**874** tickets received in this camp

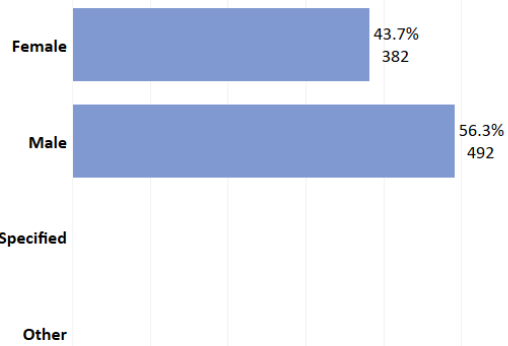
**254** tickets closed on the spot\*

**620** tickets referred to relevant actors

**760** responses given by relevant actors

*\*Responses can be given within the same month or at a later date which might make the responses given higher than the referred tickets.*

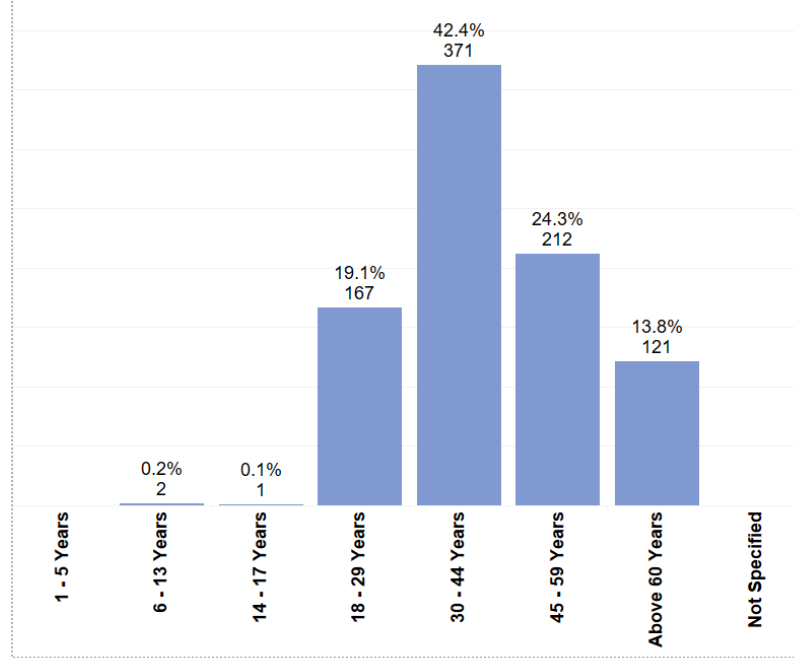
## Tickets received by gender



## Top Tickets this Month

Ticket Description	Total Received	Total Closed on the Spot	Total Referred	Total Replies	Open Tickets
Site Management - Request for information	315	165	150	315	0
Damage to shelter - Shelter damaged over time	162	0	162	87	75
Energy & Environment - Request for Information	102	30	72	102	0
Food Security - Request for information	58	10	48	58	0
Health - Request for information	57	13	44	57	0
WASH - Request for information	52	22	30	52	0
Protection - Request for information	45	14	31	45	0
Pathway - Damaged, broken, or needs improvement	27	0	27	27	0
Relocation & Repatriation - Relocation within camp	18	0	18	1	17
Drainage - Blocked or Water logging	10	0	10	4	6
Latrine - Latrine not working properly	7	0	7	5	2
LPG Gas - Not enough for family	7	0	7	2	5
Request for Protection Interventions	7	0	7	0	7
Stairs - Damaged, broken, or needs improvement	2	0	2	2	0
Cash for Work - Payment delayed	1	0	1	0	1
Damage to shelter - Shelter damaged by weather	1	0	1	0	1
Latrine - Needs desludging	1	0	1	1	0

## Tickets Received per Age Group



## Tickets Analysis by Sector

	Site Management	Shelter & NFI	Energy & Environment	WASH	Food Security	Health	Protection	Site Development	Education	ID Documents	Livelihood	Nutrition
Tickets Received	335	163	109	60	58	57	52	40	0	0	0	0
Total Closed on the Spot	165	0	30	22	10	13	14	0	0	0	0	0
Total Referred	170	163	79	38	48	44	38	40	0	0	0	0
Total Replies	317	87	104	58	58	57	45	34	0	0	0	0
Open Tickets	0	76	0	0	0	0	0	6	0	0	0	0

## Top Open Tickets this Month

Ticket Description	Count
Damage to shelter - Shelter damaged over time	75
Relocation & Repatriation - Relocation within camp	17
Request for Protection Interventions	7
Drainage - Blocked or Water logging	6
LPG Gas - Not enough for family	5
Latrine - Latrine not working properly	2
Cash for Work - Payment delayed	1
Damage to shelter - Shelter damaged by weather	1

# Common Feedback Platform - CFP

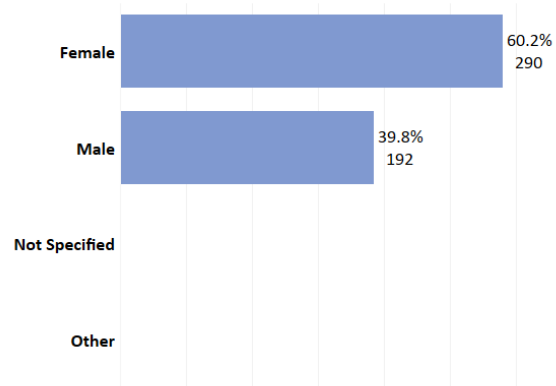
Monthly Camp Report | December 2025 | **Kutupalong RC**

## Summary for December 2025

- 482** tickets received in this camp
- 268** tickets closed on the spot\*
- 214** tickets referred to relevant actors
- 273** responses given by relevant actors

\*Responses can be given within the same month or at a later date which might make the reponses given higher than the referred tickets.

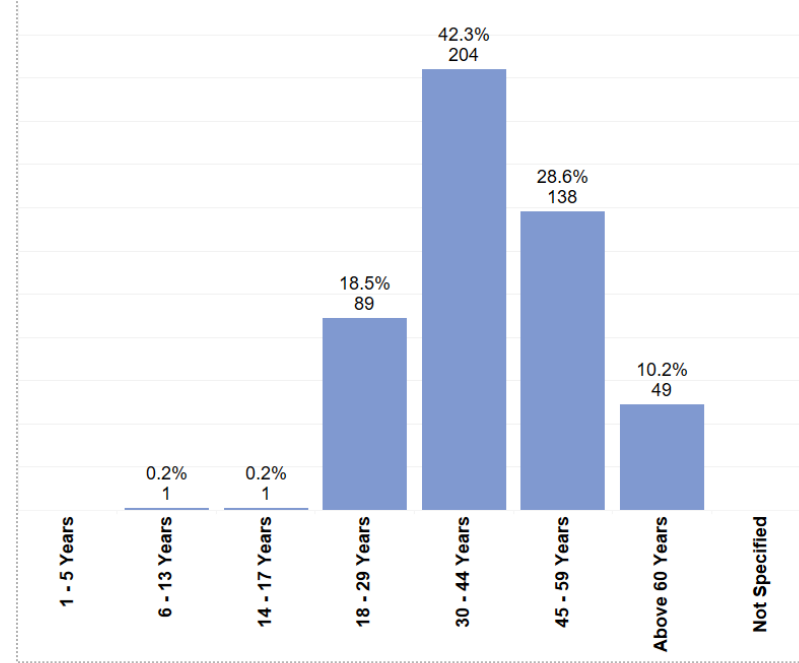
## Tickets received by gender



## Top Tickets this Month

Ticket Description	Total Received	Total Closed on the Spot	Total Referred	Total Replies	Open Tickets
Site Management - Request for information	213	213	0	213	0
Damage to shelter - Shelter damaged over time	116	0	116	0	116
Request for Protection Interventions	44	0	44	0	44
Pathway - Damaged, broken, or needs improvement	36	0	36	0	36
Energy & Environment - Request for Information	28	28	0	28	0
Protection - Request for information	10	7	3	10	0
Health - Request for information	8	8	0	8	0
Food distributions - Poor quality food items	5	5	0	5	0
Food Security - Request for information	4	4	0	4	0
LPG Gas - Not enough for family	4	1	3	2	1
Shelter & NFI - NFI Concern related to distribution modality facility quality location	4	0	4	0	4
Food distributions - Household has not received food	2	0	2	0	2
Bathing Station - Requested	1	0	1	0	1
Damage to shelter - Shelter damaged by weather	1	0	1	0	1
Health - Health Facility is not maintaining standards	1	0	1	0	1
Latrine - Latrine not working properly	1	0	1	0	1
Not working - Solar supply	1	0	1	1	0

## Tickets Received per Age Group



## Tickets Analysis by Sector

	Site Management	Shelter & NFI	Protection	Site Development	Energy & Environment	Food Security	Health	WASH	Education	ID Documents	Livelihood	Nutrition
Tickets Received	214	123	54	36	32	11	9	3	0	0	0	0
Total Closed on the Spot	213	1	7	0	29	9	8	1	0	0	0	0
Total Referred	1	122	47	36	3	2	1	2	0	0	0	0
Total Replies	214	1	10	0	30	9	8	1	0	0	0	0
Open Tickets	0	121	37	36	0	0	0	1	0	0	0	0

## Top Open Tickets this Month

Ticket Description	Count
Damage to shelter - Shelter damaged over time	116
Request for Protection Interventions	44
Pathway - Damaged, broken, or needs improvement	36
Shelter & NFI - NFI Concern related to distribution modality facility quality location	4
Food distributions - Household has not received food	2
Bathing Station - Requested	1
Damage to shelter - Shelter damaged by weather	1
Health - Health Facility is not maintaining standards	1
Latrine - Latrine not working properly	1
LPG Gas - Not enough for family	1
Shelter & NFI - NFI Concern related to distribution entitlement amount timing	1

# Common Feedback Platform - CFP

Monthly Camp Report | December 2025 | **Nayapara RC**

## Summary for December 2025

**647** tickets received in this camp

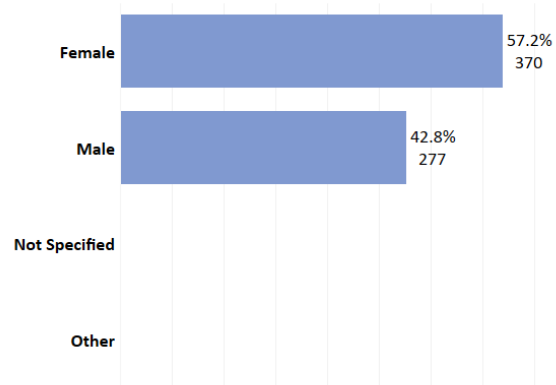
**509** tickets closed on the spot\*

**138** tickets referred to relevant actors

**571** responses given by relevant actors

*\*Responses can be given within the same month or at a later date which might make the responses given higher than the referred tickets.*

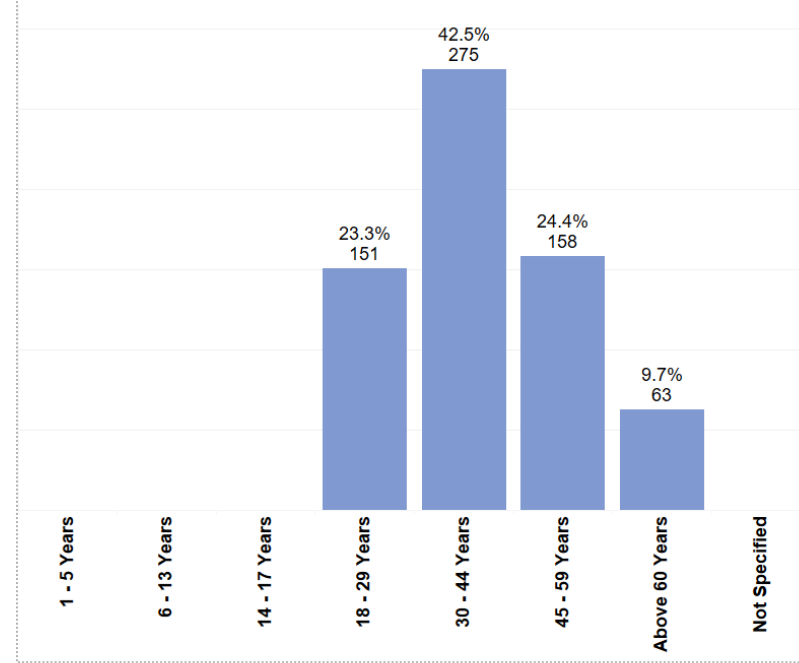
## Tickets received by gender



## Top Tickets this Month

Ticket Description	Total Received	Total Closed on the Spot	Total Referred	Total Replies	Open Tickets
Protection - Request for information	220	213	7	220	0
Site Management - Request for information	158	152	6	158	0
Energy & Environment - Request for Information	96	93	3	96	0
Request for Protection Interventions	81	0	81	21	60
Health - Request for information	47	44	3	47	0
Damage to shelter - Shelter damaged over time	18	0	18	13	5
Pathway - Damaged, broken, or needs improvement	6	0	6	4	2
WASH - Request for information	5	5	0	5	0
Shelter & NFI - Request for new room	4	0	4	1	3
Drainage - Blocked or Water logging	3	0	3	1	2
Health - Assessment of medical conditions required	2	0	2	0	2
Health - Health Facility is not maintaining standards	2	0	2	0	2
LPG Gas - Not enough for family	1	1	0	1	0
Pathway - Requested	1	0	1	1	0
Shelter Materials - Received amount is not enough	1	1	0	1	0
Slope/Ramp - Damaged, broken, or needs improvement	1	0	1	1	0
Stairs - Damaged, broken, or needs improvement	1	0	1	1	0

## Tickets Received per Age Group



## Tickets Analysis by Sector

	Protection	Site Management	Energy & Environment	Health	Shelter & NFI	Site Development	WASH	Education	Food Security	ID Documents	Livelihood	Nutrition
Tickets Received	301	158	97	51	23	12	5	0	0	0	0	0
Total Closed on the Spot	213	152	94	44	1	0	5	0	0	0	0	0
Total Referred	88	6	3	7	22	12	0	0	0	0	0	0
Total Replies	241	158	97	47	15	8	5	0	0	0	0	0
Open Tickets	0	0	0	0	7	4	0	0	0	0	0	0

## Top Open Tickets this Month

Ticket Description	Count
Request for Protection Interventions	60
Damage to shelter - Shelter damaged over time	5
Shelter & NFI - Request for new room	3
Drainage - Blocked or Water logging	2
Health - Assessment of medical conditions required	2
Health - Health Facility is not maintaining standards	2
Pathway - Damaged, broken, or needs improvement	2

# Common Feedback Platform - CFP

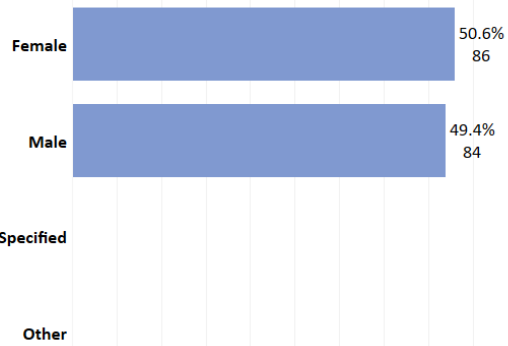
Monthly Camp Report | December 2025 | **Transit Center**

## Summary for December 2025

- 170** tickets received in this camp
- 87** tickets closed on the spot\*
- 83** tickets referred to relevant actors
- 97** responses given by relevant actors

\*Responses can be given within the same month or at a later date which might make the responses given higher than the referred tickets.

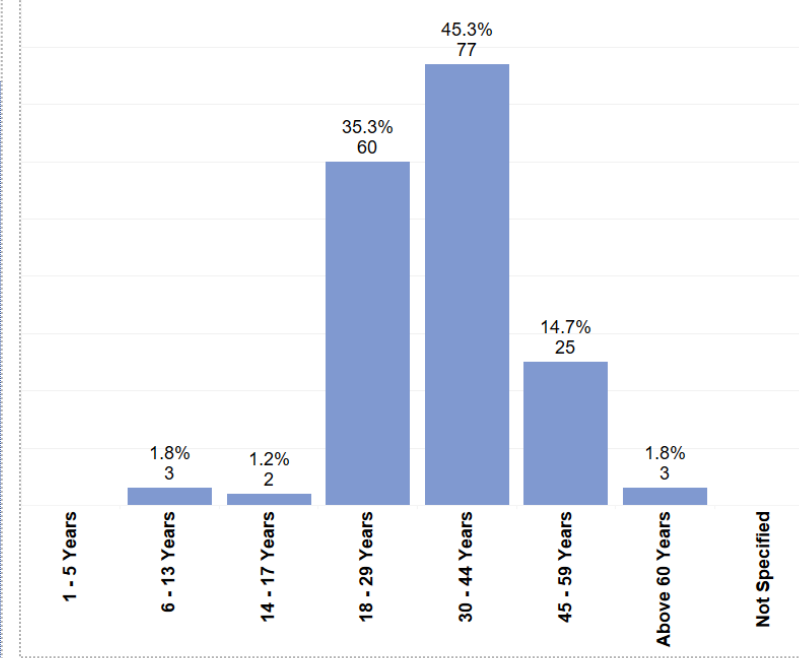
## Tickets received by gender



## Top Tickets this Month

Ticket Description	Total Received	Total Closed on the Spot	Total Referred	Total Replies	Open Tickets
Shelter & NFI - NFI Concern related to distribution modality facility quality location	53	0	53	0	53
Food distributions - Poor quality food items	32	32	0	32	0
Health - Health facility not open	30	30	0	30	0
Request for Protection Interventions	19	5	14	15	0
Protection - Request for information	16	16	0	16	0
Shelter & NFI - Request for new room	6	0	6	0	6
LPG Gas - Not enough for family	4	2	2	2	0
Health - Assessment of medical conditions required	3	0	3	0	3
Energy & Environment - Request for Information	2	2	0	2	0
Drainage - Blocked or Water logging	1	0	1	0	1
Food distributions - HH wants someone outside their family to collect food	1	0	1	0	1
Pathway - Damaged, broken, or needs improvement	1	0	1	0	1
Temporary Learning Centre - Enrolment Requested	1	0	1	0	1
WASH - Solid Waste Communal waste pick up needed	1	0	1	0	1

## Tickets Received per Age Group



## Tickets Analysis by Sector

	Shelter & NFI	Protection	Food Security	Health	Energy & Environment	Site Development	Education	WASH	ID Documents	Livelihood	Nutrition	Site Management
Tickets Received	59	35	33	33	6	2	1	1	0	0	0	0
Total Closed on the Spot	0	21	32	30	4	0	0	0	0	0	0	0
Total Referred	59	14	1	3	2	2	1	1	0	0	0	0
Total Replies	0	31	32	30	4	0	0	0	0	0	0	0
Open Tickets	59	0	0	0	0	2	1	1	0	0	0	0

## Top Open Tickets this Month

Ticket Description	Count
Shelter & NFI - NFI Concern related to distribution modality facility quality location	53
Shelter & NFI - Request for new room	6
Health - Assessment of medical conditions required	3
Drainage - Blocked or Water logging	1
Food distributions - HH wants someone outside their family to collect food	1
Pathway - Damaged, broken, or needs improvement	1
Temporary Learning Centre - Enrolment Requested	1
WASH - Solid Waste Communal waste pick up needed	1