

LSDS 5W Analysis Report

2025 (January to August)

 **781,508**

Population in need

 **65,711**

Population targeted

 **16,651**

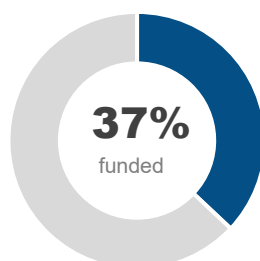
Refugees reached

 **6,419**

Host communities reached in Ukhiya and Teknaf

 **\$42 MILLION**

Funding required for 2025 (as of June)



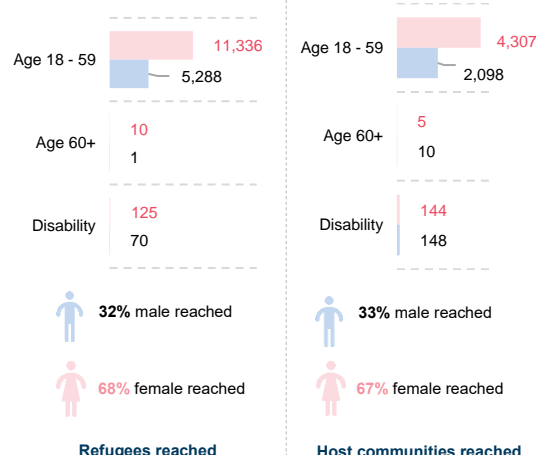
 **26**

Programme partners

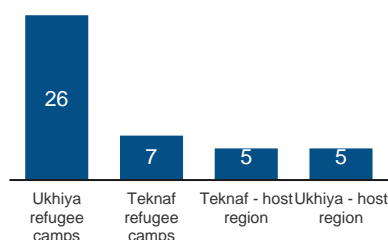
 **33**

Implementing partners

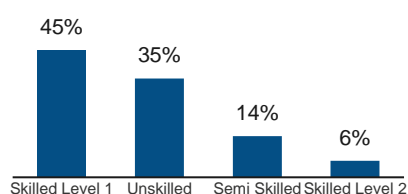
 **Beneficiary reached**



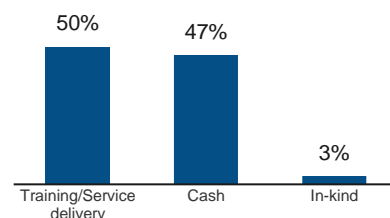
Locations



Volunteer engagement



Delivery modality



Monthly trend (beneficiaries reached)

Activity.Name	Jan	Feb	Mar	Apr	May	Jun	Jul	Aug	Total
AAL Package	50	260	769	666	1,317	1,116	776	159	5,113
Conditional Cash Grant for MSME (Micro, Small & Medium Enterprises)	40						40		80
Equipment/in-kind support for self-employment		125		377	306	178	225	200	1,411
Non-formal technical training	74	205	180	106	212	129	305	201	1,412
Non-formal technical training of 120 hours	176	379	272	649	451	407	525	797	3,656
Support the utilization of gained skills on livelihoods	6	84	121	19	138	54	839	240	1,501
Vocational skills training for HC/LC	587	547	567	550	547	655	53		3,506
Vocational skills training for RC , 360 hours	336	503	29	60	695	820	814	918	4,175
Volunteer engagement	955	24	84	119	80	344	432	178	2,216

Activity covered

 **5,113**

Number of beneficiaries reached on accelerated adult learning

 **3,707**

Number of beneficiaries supported by creating diversified livelihoods opportunities in the camps

 **3,656**

Number of beneficiaries reached on non-formal technical training

 **1,501**

Number of beneficiaries supported through utilization of gained skills on livelihoods

 **7,681**

Number of beneficiaries reached through vocational skills development and training for host or local communities

 **1,412**

Number of beneficiaries reached through technical training for host communities or local communities

Data Source: LSDS 5W submission by partners (as of August);

For any kind of feedback and queries, please send mail to:

bqdc@sds.unhcr.org