

LSDS 5W Analysis Report

 **551,887**

Population in need

 **71,965**

Population targeted

 **19,933**

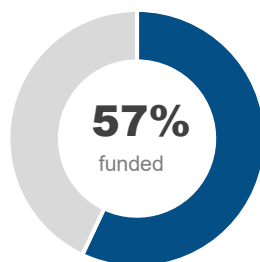
Refugees reached

 **13,313**

Host communities reached

 **\$35.5 MILLION**

Funding required for 2024



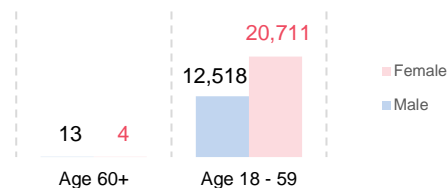
 **23**

Programme partners

 **31**

Implementing partners

 **Beneficiary reached**



 **166**

Male with disability

 **274**

Female with disability

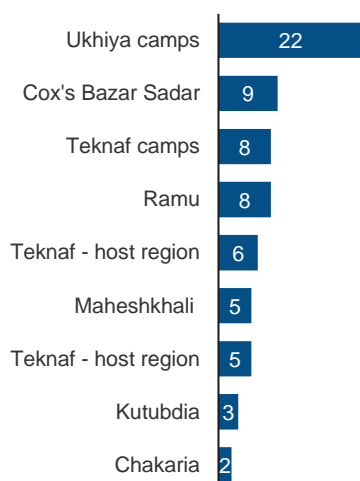
 **12,531**

Total male reached

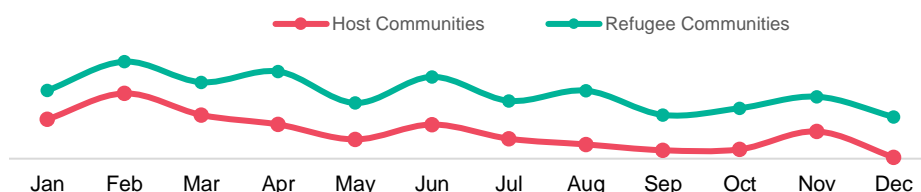
 **20,715**

Total female reached

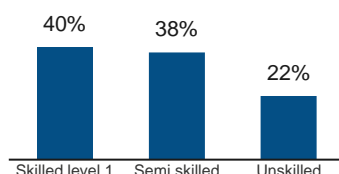
Locations



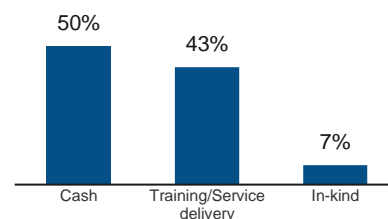
Monthly trend (beneficiaries reached)



Volunteer engagement



Delivery modality



Activity covered

 **2,160**

Number of beneficiaries reached on accelerated adult learning

 **6,347**

Number of beneficiaries reached on creating diversified livelihoods opportunities in the camps

 **9,014**

Number of beneficiaries reached on non-formal technical training

 **9,006**

Number of beneficiaries reached through supporting livelihoods of host community based on gained skills

 **1,361**

Number of beneficiaries reached on vocational skills development for Host/Local communities

 **5,358**

Number of beneficiaries reached through vocational training in line with formally recognized curriculum/ certification