

# Bangladesh: Rohingya Humanitarian Crisis

## Joint Response Plan 2024 funding update

as of 31 August 2024

### KEY PLANNING FIGURES 2024



**1,006,574**

Rohingya refugees



**345,972**

Host communities



**\$852.4M**

JRP 2024 appeal

**\$339.4M (40%)**

Funding received

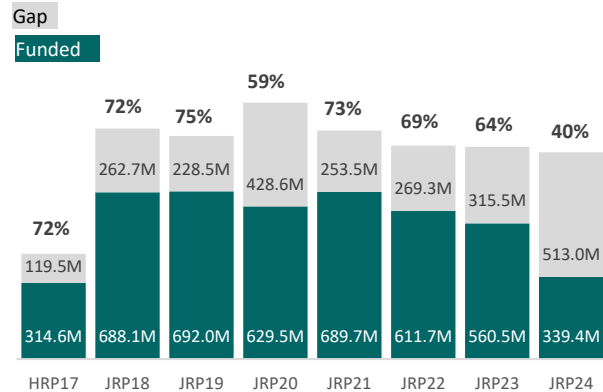
Paid Contributions **\$198 M**

Commitments **\$141 M**

The **2024 Joint Response Plan** for the Rohingya refugee response is **40 percent** funded as of 31 August 2024, with **USD 339.4 million** received against the overall appeal of **USD 852.4 million**.

Since the onset of the crisis in August 2017 until 2024, donors have generously contributed nearly USD 4.5 billion to successive JRPs, amounting to 65 percent of the total financial requirements for that period.

### Response plan funding 2017-2024



Note: Approximately USD10M of the funding received has been allocated to Rohingya Response prior to the launch of the Joint Response Plan 2024.

### BY SECTOR



#### EDUCATION

**10.6M** received  
**68.5M** requested



#### FOOD SECURITY

**120.8M** received  
**232.1M** requested



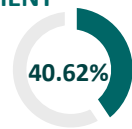
#### HEALTH

**12.6M** received  
**86.8M** requested



#### LIVELIHOODS & SKILLS DEVELOPMENT

**14.4M** received  
**35.3M** requested



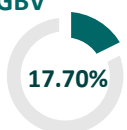
#### NUTRITION

**18.7M** received  
**44.6M** requested



#### PROTECTION inc. CP and GBV

**14.3M** received  
**80.5M** requested



#### SHELTER-CCCM

**21.8M** received  
**157.6M** requested



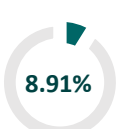
#### WASH

**13.5M** received  
**70.0M** requested



#### COORDINATION

**763K** received  
**8.6M** requested



#### BHASAN CHAR RESPONSE

**7.9M** received  
**68.4M** requested



#### SECTOR NOT SPECIFIED

**11.9M** received

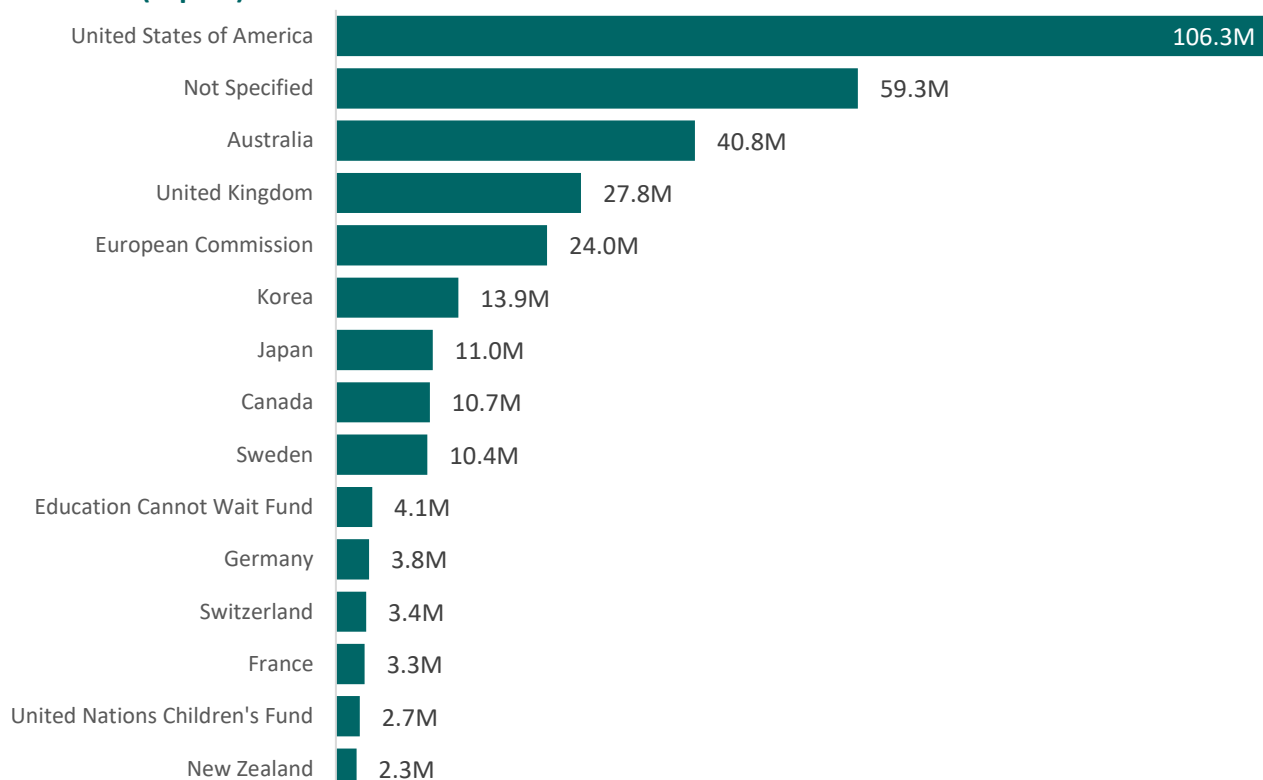
(**3.50%** of total JRP funding received)

#### MULTIPLE SECTORS

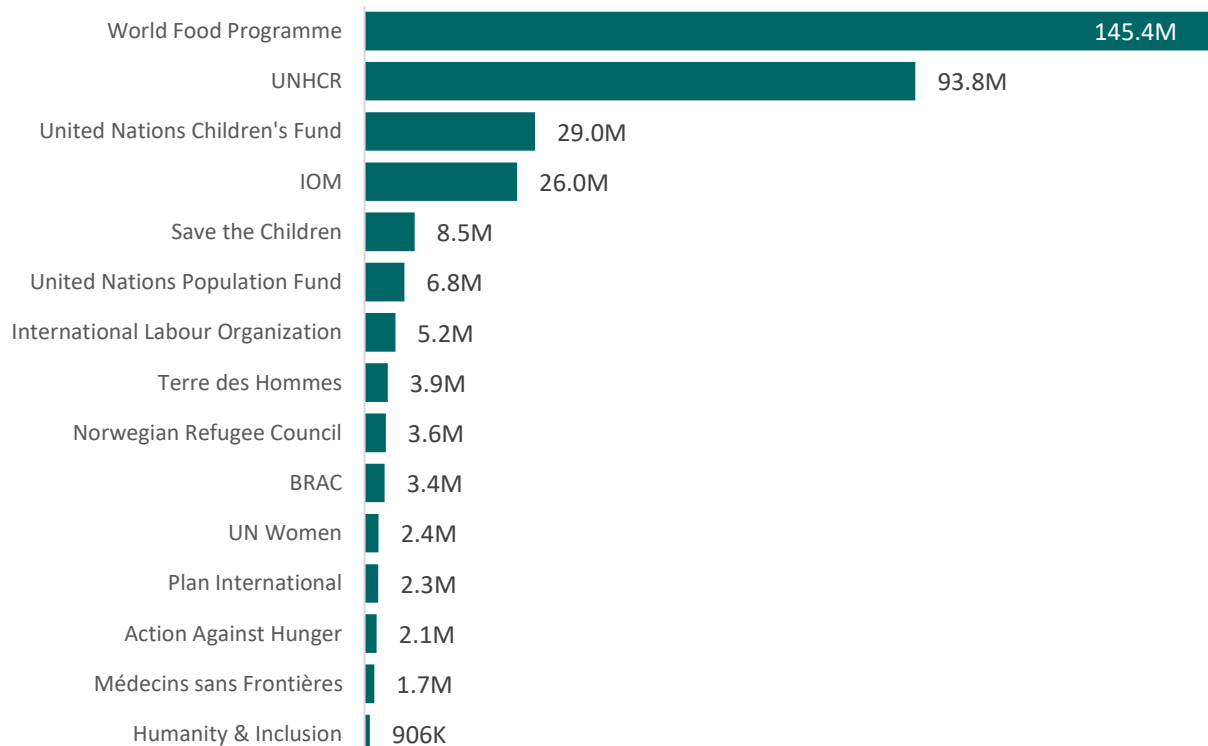
**92.1M** received

(**27.14%** of total JRP funding received)

## BY DONOR (top 15)



## BY RECEIVING ORGANIZATION (top 15)



Contact: Inter Sector Coordination Group / email: [iscg@iscgcb.org](mailto:iscg@iscgcb.org)

All figures are in USD and were extracted from Financial Tracking Service (FTS), as of the date of this document.