

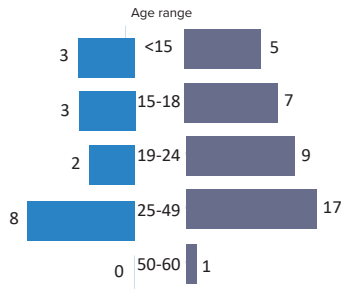
55 Refugees identified

29 Men

11 Women

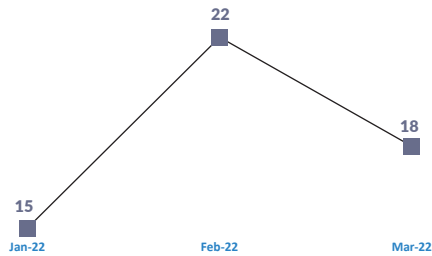
10 Boys

5 Girls



The Dashboard reflects available data about Rohingya refugees victims of human trafficking that ATWG members have identified, referred and assisted (55 refugees identified between January and March 2022)*. The data on this Dashboard is generated from information communicated by ATWG members and should not be interpreted as showing the extent of prevalence of human trafficking in the camps. These statistics may be subject to change.

Number of identified individuals by Month



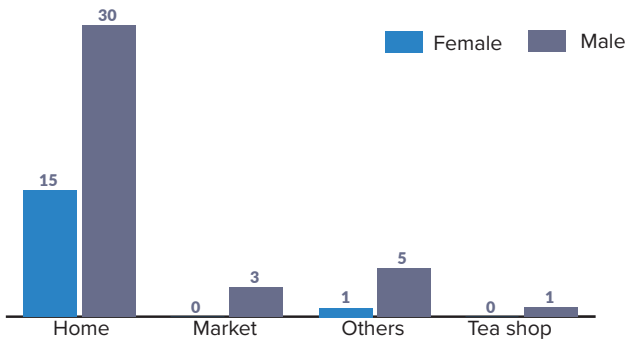
Type of Trafficking/Form of Exploitation

Female Male

71% of identified individuals are male, while 29% are female.




Place of Recruitment by Gender



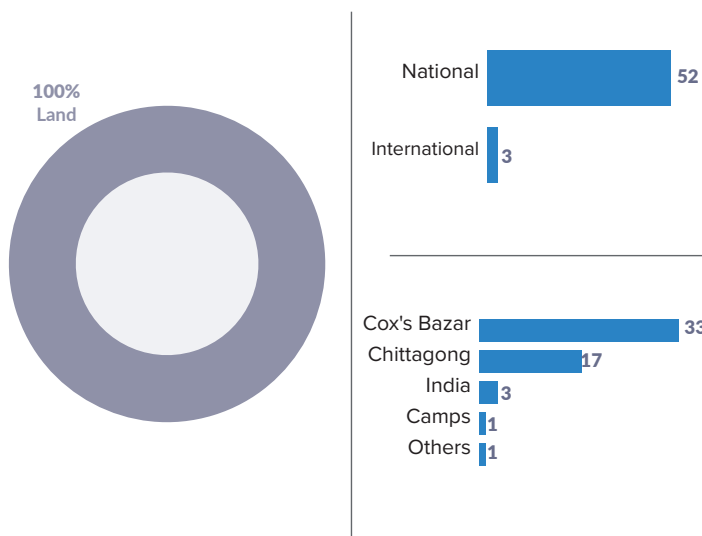
The recruitment or initial engagement into the trafficking situation occurs mostly while refugees are at "home" in their shelters.

Promises During Recruitment

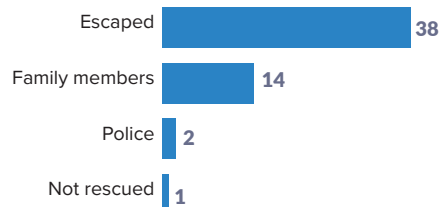


96% of cases reported involved promises of work made at the recruitment stage. In most cases, the activity during exploitation was in agriculture, construction, domestic work, livestock raising, and day labor.

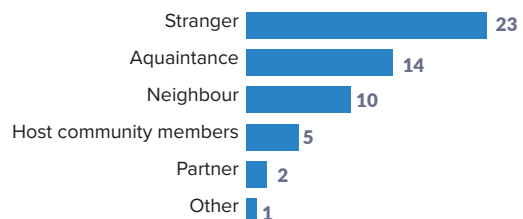
Mode of Transport and Intended Destination



Mode of Release



Recruiter



*This dashboard is based on known incident data.