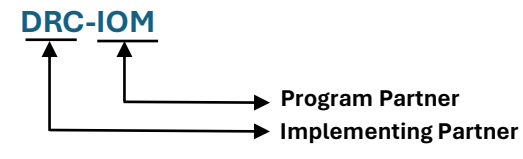
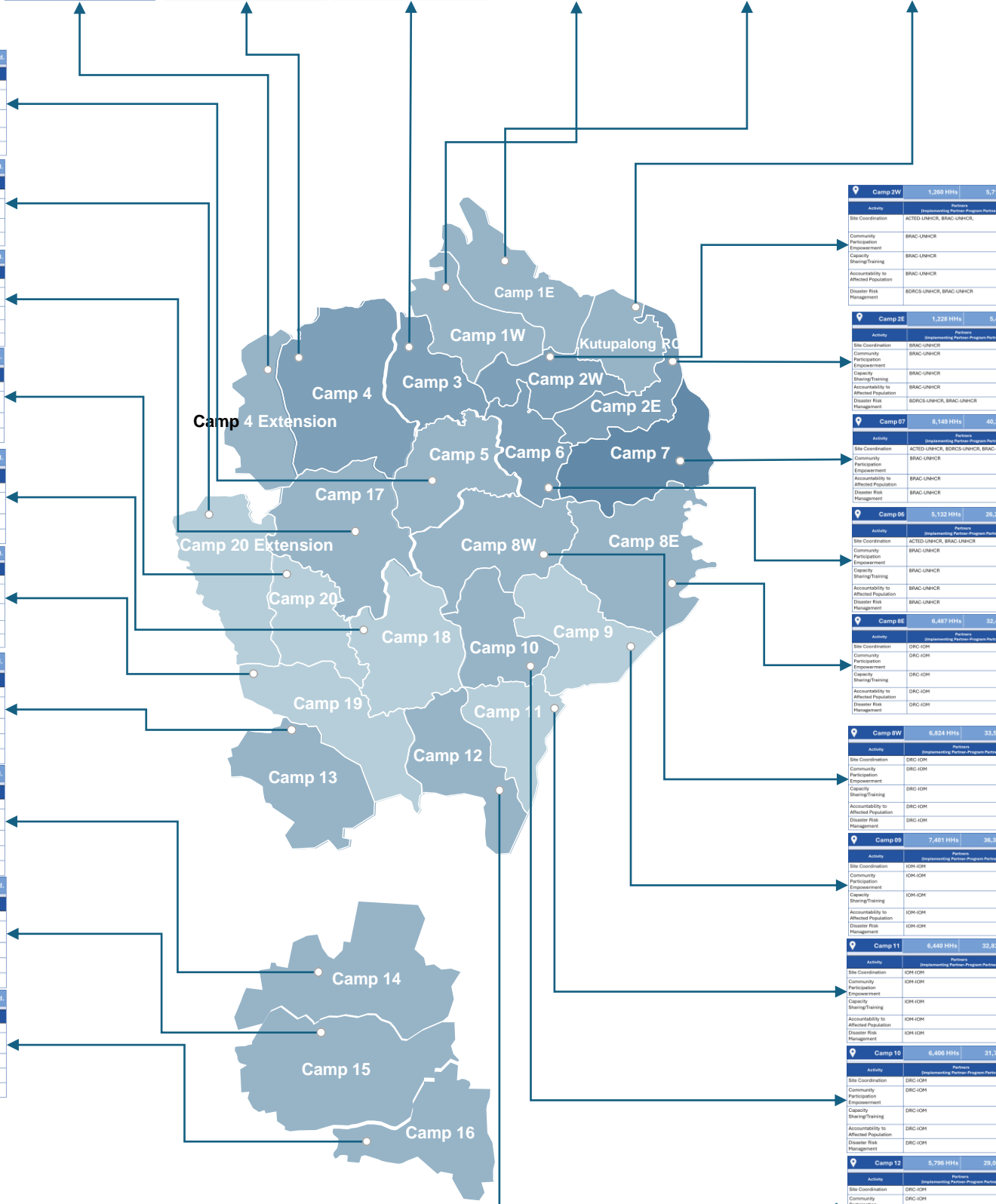


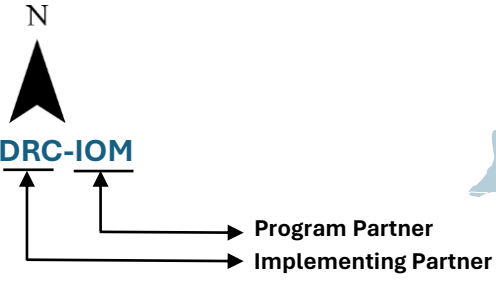
(as of 31 March 2024)



Camp 04 EXT	1,978 HHs	6,886 Ind.	Camp 04	7,429 HHs	34,308 Ind.	Camp 03	7,333 HHs	37,576 Ind.	Camp 1W	1,135 HHs	5,460 Ind.	Camp 1E	1,239 HHs	6,030 Ind.	Camp KRC	4,137 HHs	18,102 Ind.
Activity	Implementing Partner-Program Partner	Partners	Activity	Implementing Partner-Program Partner	Partners	Activity	Implementing Partner-Program Partner	Partners	Activity	Implementing Partner-Program Partner	Partners	Activity	Implementing Partner-Program Partner	Partners	Activity	Implementing Partner-Program Partner	Partners
Site Coordination	ACTED-UNHCR, BDRCS-UNHCR		Site Coordination	ACTED-UNHCR, BDRCS-UNHCR		Site Coordination	ACTED-UNHCR, BDRCS-UNHCR		Site Coordination	ACTED-UNHCR		Site Coordination	ACTED-UNHCR		Site Coordination	BRAC-UNHCR	
Community Participation	ACTED-UNHCR		Community Participation	ACTED-UNHCR		Community Participation	ACTED-UNHCR		Capacity	ACTED-UNHCR		Capacity	ACTED-UNHCR		Capacity	BRAC-UNHCR	
Empowerment	ACTED-UNHCR		Empowerment	ACTED-UNHCR		Empowerment	ACTED-UNHCR		Capacity	ACTED-UNHCR		Capacity	ACTED-UNHCR		Capacity	BRAC-UNHCR	
Disaster Risk Management	ACTED-UNHCR		Disaster Risk Management	ACTED-UNHCR, BDRCS-UNHCR		Disaster Risk Management	ACTED-UNHCR		Accountability to Affected Population	ACTED-UNHCR		Accountability to Affected Population	ACTED-UNHCR		Accountability to Affected Population	BRAC-UNHCR	



(as of 31 March 2024)



**Legend**  
Partners' Presence  
(No. of Partners)

Lightest Blue	1 partners
Light Blue	2 partners
Medium Light Blue	3 partners
Medium Blue	4 partners
Dark Medium Blue	5 partners
Dark Blue	6 partners
Darkest Blue	7 partners

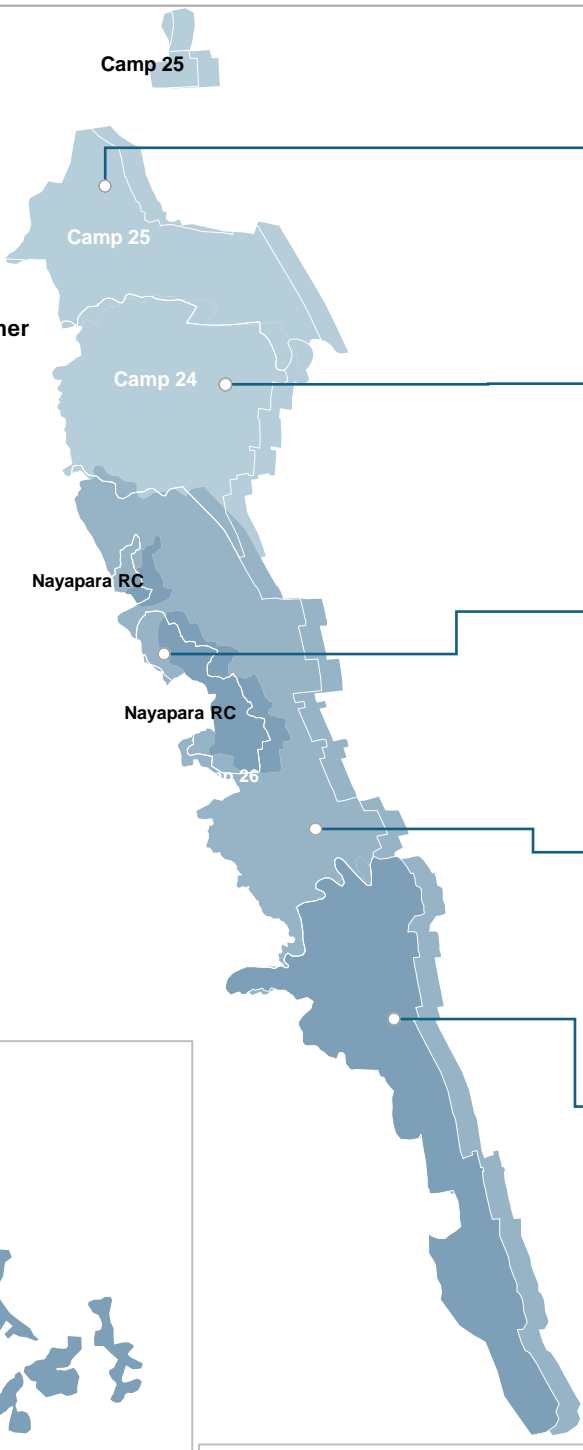
**Camp 21** 3,667 HHs | 16,841 Ind.

Activity	Partners (Implementing Partner-Program Partner)
Site Coordination	AAB-UNHCR
Community Participation Empowerment	AAB-UNHCR
Capacity Sharing/Training	AAB-UNHCR
Accountability to Affected Population	AAB-UNHCR
Disaster Risk Management	AAB-UNHCR, BDRCS-UNHCR



**Camp 22** 4,534 HHs | 23,638 Ind.

Activity	Partners (Implementing Partner-Program Partner)
Site Coordination	IOM-IOM
Community Participation Empowerment	IOM-IOM
Capacity Sharing/Training	IOM-IOM
Accountability to Affected Population	IOM-IOM
Disaster Risk Management	IOM-IOM



**Camp 25** 1,828 HHs | 9,069 Ind.

Activity	Partners (Implementing Partner-Program Partner)
Site Coordination	IOM-IOM
Community Participation Empowerment	IOM-IOM
Capacity Sharing/Training	IOM-IOM
Accountability to Affected Population	IOM-IOM
Disaster Risk Management	IOM-IOM

**Camp 24** 5,606 HHs | 26,983 Ind.

Activity	Partners (Implementing Partner-Program Partner)
Site Coordination	IOM-IOM
Community Participation Empowerment	IOM-IOM
Capacity Sharing/Training	IOM-IOM
Accountability to Affected Population	IOM-IOM
Disaster Risk Management	IOM-IOM

**Camp NRC** 5,462 HHs | 24,748 Ind.

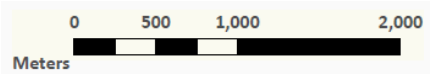
Activity	Partners (Implementing Partner-Program Partner)
Site Coordination	AAB-UNHCR, BDRCS-UNHCR
Community Participation Empowerment	AAB-UNHCR
Capacity Sharing/Training	AAB-UNHCR
Accountability to Affected Population	AAB-UNHCR
Disaster Risk Management	BDRCS-UNHCR

**Camp 26** 8,641 HHs | 41,470 Ind.

Activity	Partners (Implementing Partner-Program Partner)
Site Coordination	AAB-UNHCR
Community Participation Empowerment	AAB-UNHCR
Capacity Sharing/Training	AAB-UNHCR
Accountability to Affected Population	AAB-UNHCR
Disaster Risk Management	AAB-UNHCR

**Camp 27** 3,584 HHs | 17,708 Ind.

Activity	Partners (Implementing Partner-Program Partner)
Site Coordination	AAB-UNHCR, BDRCS-UNHCR
Community Participation Empowerment	AAB-UNHCR
Capacity Sharing/Training	AAB-UNHCR
Accountability to Affected Population	AAB-UNHCR
Disaster Risk Management	AAB-UNHCR



**Source of number of HHs:** UNHCR/ Government of Bangladesh Population Data as of 30 April 2024

**Note:** This map highlights the Operational and Partner presence of Site Management (SM) activities

- o Site Coordination: Camp Coordination Meetings, Sector Coordination Meetings, DMC Meeting, Service Monitoring.
- o Community Participation Empowerment: AGD and Thematic Community Groups, Camp Committees, Participatory Site Planning, Community Lead Projects.
- o Capacity Sharing/Training: Workshops and Thematic Workshops, Module Training (CiC & CiC Staff), CCCM & ToTs, Sector Focal at Camp level.
- o AAP: CFRM, Information Hubs, Assessment/Research/Studies, Communication Resources.
- o Disaster Risk Management: Management of volunteers and first responders, DRM Training, DRM Drills and Simulations, DRM Equipments and Gears
- o Access and Safety:Relocation

**Creation Date:** 16 May 2024 | **Sources:** BBS, HDX, ISCG, SM 4W as of 30 April 2024

The boundaries and names shown, and the designations used on this map do not imply official endorsement or acceptance by the United Nations.